

English 3



Pupil's Book 1



CD-ROM inside

ABC

Aa



Bb



Cc



Dd



Ee



Ff



Gg



Hh



Ii



Jj



Kk



Ll



Mm



Nn



Oo



Pp



Qq



Rr




Ss



Tt



Uu



Vv



Ww



Xx



Yy



Zz



АНГЛИЙСКИЙ ЯЗЫК

Учебное пособие для 3 класса
учреждений общего среднего образования
с русским языком обучения

С электронным приложением

В 2 частях
Часть 1

*Допущено Министерством образования
Республики Беларусь*











МИНСК
«ВЫШЭЙШАЯ ШКОЛА»
2018

Правообладатель Вышэйшая школа

УДК 811.111(075.2=161.1)
ББК 81.2Англ-922
А64

Авторы: *Л.М. Лапицкая, А.И. Калишевич, Т.Ю. Севрюкова, Н.М. Седунова*

Рецензент: учитель английского языка высшей квалификационной категории государственного учреждения образования «Гимназия № 30 г. Минска имени Героя Советского Союза Б.С. Окрестина» *И.В. Мясникова*

- | | |
|---|--|
|  Аудиозапись |  Игра |
|  Письменное задание |  Секреты букв |
|  Словарь в картинках |  Проект |
|  Грамматический секрет | |
|  Электронный образовательный ресурс e-vedu.edu.by | |

Английский язык : учеб. пособие для 3-го кл. учреждений А64 общ. сред. образования с рус. яз. обучения : с электронным приложением. В 2 ч. Ч. 1 / Л. М. Лапицкая [и др.]. – Минск : Вышэйшая школа, 2018. – 143 с. : ил. + 1 электрон. опт. диск (CD). ISBN 978-985-06-2966-1.

УДК 811.111(075.2=161.1)
ББК 81.2Англ-922

ISBN 978-985-06-2966-1 (ч. 1)
ISBN 978-985-06-2965-4

© Оформление. УП «Издательство
“Вышэйшая школа”», 2018

Правообладатель Вышэйшая школа


Contents

UNIT 1. About me.	4
UNIT 2. My family.	29
UNIT 3. People around me.	66
UNIT 4. Our pets.	100
Vocabulary	132
Instructions	142

UNIT 1. About me.

Lesson 1. I'm Liz.

1. 🎧 Listen and point. Послушай и покажи.



2a. Name the characters. Назови героев.



Liz



Mike

Hello!



Mrs Read



Mr Compю

2b. 🎧 Listen and guess. Who is speaking? Послушай и угадай. Кто говорит?

3. 🎧 Sing the song. Спой песню.

Hello! I'm Liz. Hello! I'm Liz.
Hello, hello, Liz! Hello! Hello!



4. Say "Goodbye" to the characters. Скажи героям «До свидания».

Lesson 2. What's your name?

1. Name the characters. Назови героев.



Lucky



Susie



Rose



Peter

2a. 🎧 Listen, look and answer. What does the teacher say? Послушай, посмотри и ответь. Что говорит учительница?

1 Hello! What's your name?
Hi! I'm Liz.

2 What's your name?
I'm Mike.

3 What's your name?
I'm Susie.

4 Sh! Be quiet!

2b. 🎧 Listen and point to the pictures. Послушай и покажи картинки.

2c. Act out. Разыграйте по ролям.

3. Ask your classmate's name. Спроси имя у одноклассника.

Model. A: What's your name?
B: I'm Lena.

4a. 🎧 Listen and point to the letters. Послушай и покажи буквы.


4b. Say after the teacher. Повтори за учителем.


4c. 🎧 Sing the song. Спой песню.

Aa, Bb, Cc, Dd, Ee, Ff, Gg,
Hh, Ii, Jj, Kk, Ll, Mm, Nn, Oo, Pp,
Qq, Rr, Ss, Tt, Uu, Vv, Ww,
Xx, Yy, Zz.
Read and sing the alphabet.

Lesson 3. How are you?

1a. 🎧 Listen, look and answer. How's Mike? Послушай, посмотри и ответь. Как дела у Майка?





1b. 🎧 Listen and point. Послушай и покажи.

1c. Act out. Разыграйте по ролям.

2. Ask your classmate. How are you? Спроси у одноклассника. Как дела?

Model. A: How are you, Lena?

B: I'm fine, thanks.

3. Count. Посчитай.

1

one

2

two

3

three

4

four

5

five

4. 🎲 Do the sums. Speak English. Реши примеры. Говори по-английски.

Model. **1 + 1 = 2** One and one is two.

$1 + 1 =$	$2 + 2 =$	$1 + 4 =$
$1 + 2 =$	$3 + 1 =$	$3 + 2 =$
$2 + 3 =$	$1 + 1 + 1 =$	$2 + 2 + 1 =$

5a. 🎧 Sing the alphabet. Спой алфавит.

5b. Name vowel and then consonant letters together with the teacher. Назовите гласные, а затем согласные буквы вместе с учителем.

Lesson 4. How old are you?

1. Count. Посчитай.

6

six

7

seven

8

eight

9

nine

10

ten

2a. 🎧 Listen, look and answer. Whose birthday is it? Послушай, посмотри и ответь. Чей день рождения?










2b. Act out. Разыграйте по ролям.

3. Ask your classmate. How old are you? Спроси у одноклассника. Сколько тебе лет?


Model. A: How old are you, Lena?

B: I'm nine.

4. 🎧 Say the "Letters and sounds" chant. Расскажи рифмовку «Буквы и звуки».

Aa		Bb		Cc	
					
a corn	a pple	b us		c inema	c at

5a. Name the letters in alphabetical order (p. 7). Назови буквы в алфавитном порядке (с. 7).

5b.  Listen and name the letter sounds (read the letters). Послушай и назови звуки, которые эти буквы передают (прочти буквы).

Aa, Bb, Cc, Dd, Ff, Jj, Kk, Ll, Mm, Nn, Pp, Ss, Tt, Vv, Xx, Zz.

6.  Write the letters. Пропиши буквы.

A a B b C c

Lesson 5. What's your phone number?

1a. Look and say the phone numbers. Посмотри и назови номера телефонов.

1

368 207



2

946 285



3

724 951





1b.  Listen and guess. Whose phone number?
Послушай и угадай. Чей номер телефона?

1c. Play “A guessing game”. Поиграй в игру «Угадай».

Model. A: What’s your phone number?

B: 1-2-3-7-0-8.

A: Number 4.

B: Yes.

2. Ask your classmate’s phone number. Спроси у одноклассника номер телефона.

Model. A: What’s your phone number, Lena?

B: 2-6-5-6-8-3-7.

3. Learn your classmates’ phone numbers. Write them down. Узнай номера телефонов своих одноклассников. Запиши их.





Model. A: What’s your phone number, Lena?

B: 2-6-5-6-8-3-7.


A: What's your phone number, Oleg?
C: 3-4-0-9-9-0-5.



4.  Say the "Letters and sounds" chant. Расскажи рифмовку «Буквы и звуки».

<p>Dd</p>  <p>dog</p>	<p>Ee</p>   <p>Egypt elephant</p>	<p>Ff</p>  <p>frog</p>
---	--	---

5a. Name the letters in alphabetical order (p. 7). Назови буквы в алфавитном порядке (с. 7).

5b.  Listen and name the letter sounds (read the letters). Послушай и назови звуки, которые эти буквы передают (прочти буквы).

Aa, Bb, Cc, Dd, Ee, Ff, Jj, Kk, Ll, Mm, Nn, Pp, Ss, Tt, Vv, Xx, Zz.

6.  Write the letters. Пропиши буквы.

D d E e F f

Lesson 6. What colour?

1a.  Listen and point to the colours. Послушай и покажи цвета.



red



yellow



blue



green



black



white



brown

1b. Point and name the colours. Покажи и назови цвета.

2.  Point to the colours (ex. 1a) and sing the song. Показывай цвета и пой песню (упр. 1a).

Red and yellow,
Blue and green,
Blue and green,
Blue and green.

Red and yellow,
Blue and green,
Black and white and brown.



3. Play “A guessing game”. Поиграйте в игру «Угадай».

Model. A: Yellow?

B: No.

A: Red?






B: Yes.

4. Look and answer. What colour are they? Посмотри и ответь. Какого они цвета?


Model. Lucky is brown.



5. 🎵 Say the “Letters and sounds” chant. Расскажи рифмовку «Буквы и звуки».

Gg  giraffe	 girl	Hh  horse	li  ice cream	 igloo
---	---	---	---	---

6a. Name the letters in alphabetical order (p. 7). Назови буквы в алфавитном порядке (с. 7).

6b.  Listen and name the letter sounds (read the letters). Послушай и назови звуки, которые эти буквы передают (прочти буквы).

Aa, Bb, Cc, Dd, Ee, Ff, Gg, Hh, Ii, Jj, Kk, Ll, Mm, Nn, Pp, Ss, Tt, Vv, Xx, Zz.

7.  Write the letters. Пропиши буквы.

Gg Hh Ii

Lesson 7. Red and yellow is orange.

1a.  Listen and point to the colours. Послушай и покажи цвета.



orange



purple



pink



grey

1b. Point and name the colours. Покажи и назови цвета.

2. 🎧 Point to the colours (ex. 1a) and sing the song. Показывай цвета и пой песню (упр. 1a).

Orange, purple,
Pink and grey,
Pink and grey,
Pink and grey.

Orange, purple,
Pink and grey,
Black and white and brown.



3a. 🎧 Listen, look and answer. What colour is Susie? Послушай, посмотри и ответь. Какого цвета Сьюзи?

1 Yellow and red is orange. Blue and red is purple. Good.

White and red is pink. Yes. Good!



2 Blue and yellow is green. Yes...
Black and white is grey. Good.






3b. 🎧 Listen and point to the pictures. Послушай и покажи картинки.

3c. Play “A memory game”. Поиграйте в игру «Ты помнишь?»

Model. A: Blue and yellow.
B: Green.

4a. 🎧 Listen and point to the colours. Послушай и покажи цвета.



Make the colour green.
Make the colour green.
Blue and yellow,
blue and yellow.
Make the colour **green**.

Make the colour pink.
Make the colour pink.
Red and white,
red and white.
Make the colour **pink**.



③



Make the colour grey.
Make the colour grey.
Black and white,
black and white.
Make the colour **grey**.

Make the colour orange.
Make the colour orange.
Red and yellow,
red and yellow.
Make the colour **orange**.



(Elizabeth Scofield)

4b. Say the chant. Расскажи рифмовку.

4c. Look and say. Посмотри и скажи.

Model. Blue and yellow is green.

5a. Write the letters from Aa to li. Напиши буквы от Aa до li.

5b. Name and read the letters. Назови и прочти эти буквы.

Lesson 8. I can sing a rainbow.

1a.  Listen, look and compare the rainbows in the sky and in the animals' picture. Послушай, посмотри и сравни радуги в небе и на рисунке ЖИВОТНЫХ.

Suisie: Look! A rainbow! Nice!

Mr Compy: Red.

Susie: Orange.

Mr Compy: Yellow.

Susie: Green.

Mr Compy: Blue.

Susie: Dark blue.

Mr Compy: Purple.

Susie and Mr Compy: One, two, three, four, five, six, seven. Seven colours!

①



②



Lucky: Look! Red, yellow, pink, green, purple, orange, blue.

Rose: Hurray! Look! A rainbow!

Lucky: Yes! A rainbow! Woof! Woof!

Mr Compy: No, Rose. No, Lucky. Wrong colours.¹


¹ Wrong colours. – Неправильные цвета.

Susie: Rose! Lucky! Your rainbow! It's nice!¹
Lucky: Woof! Woof!




1b.  Listen and point. Послушай и покажи.

1c. Act out. Разыграйте по ролям.

2a.  Listen and answer. What rainbow are they singing about? Послушай и ответь. Про какую радугу они поют?

2b.  Listen and point to the rainbow. Послушай и покажи радугу.

2c.  Point to the colours (ex. 1a, picture 2) and sing the song. Покажи цвета (упр. 1а, рис. 2) и спой песню.

Red and yellow,
And pink and green,
Purple, and orange, and blue.
I can sing a rainbow,
Sing a rainbow, sing a rainbow, too.




¹ It's nice! – Она красивая!


2d. Point to the colours and sing the “right” rainbow (ex. 1a, picture 1). Покажи цвета и спой «правильную» радугу (упр. 1а, рис. 1).

3. Find coloured letters and numbers in your classroom, and name them. Найди цветные буквы и цифры в своём классе и назови их.

Model. One. – One is yellow. Dd. – Dd is purple.

4.  Draw your rainbow. Say the colours. Нарисуй свою радугу. Назови цвета.

Lesson 9. Letters fun.

1.  Sing the Alphabet song (page 7). Спой песню про алфавит (с. 7).

2a. Find the letters and say what colour they are. Найди буквы и скажи, какого они цвета.

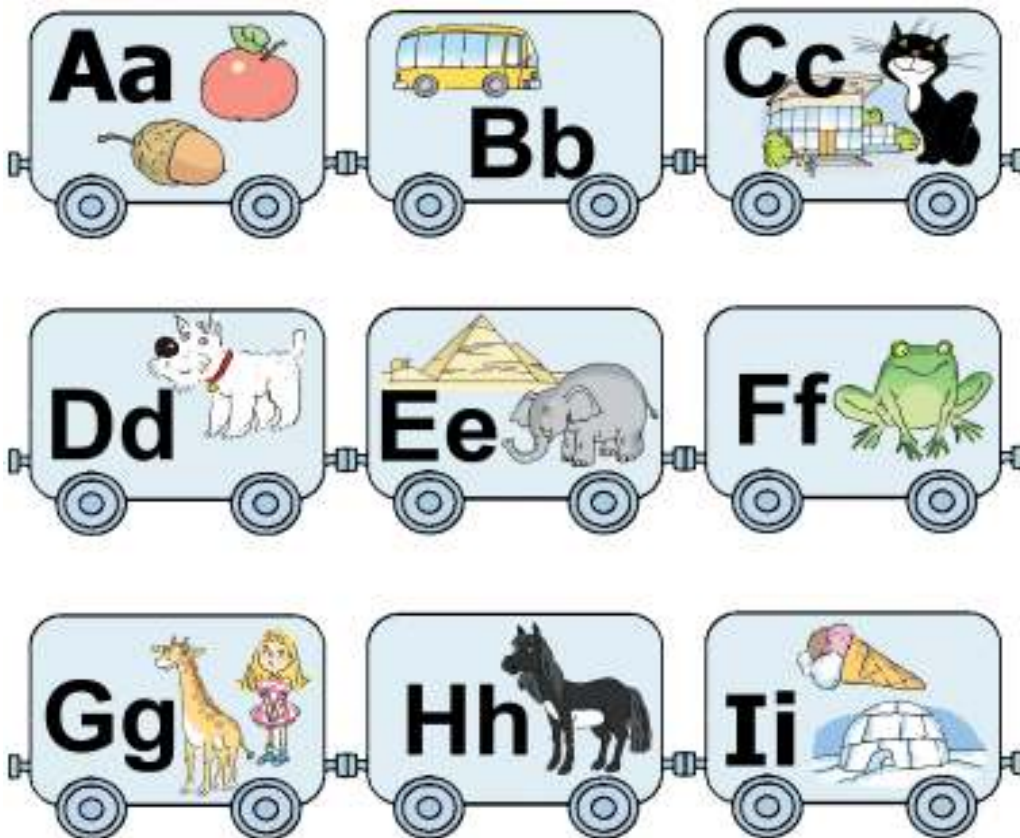
Model. Aa is orange.



2b. Play “A memory game”. Поиграйте в игру «Ты помнишь?».


Model. Aa is orange. Bb is

3. Say the “Letters and sounds” chant. Расскажи рифмовку «Буквы и звуки».



4. Find the differences. Compare the pictures in ex. 3 and 4. Найди отличия. Сравни рисунки в упр. 3 и 4.


Model. A brown acorn – a green acorn.



5. Play the “I spy” game. Поиграйте в игру «Я вижу».

Model. A: I spy with my little eye something beginning with [I].

B: Igloo.

6.  Listen and name the letter sounds (read the letters). Послушай и назови звуки, которые эти буквы передают (прочти буквы).

Aa, Bb, Cc, Dd, Ee, Ff, Gg, Hh, Ii, Jj, Kk, Ll, Mm, Nn, Pp, Ss, Tt, Vv, Xx, Zz.

7.  Write the letters. Напиши буквы.

G a F ...

3



1. Tim 2. Sam

Puppet 1: How old are you?

Puppet 2: I'm six. How old are you?

Puppet 1: I'm three.

Puppet 1: What's your phone number, Sam?

Puppet 2: 987 654 321. What's your phone number?

Puppet 1: 135 790 468.

4



1. Tim 2. Sam

Puppet 1: Goodbye, Sam.

Puppet 2: Goodbye, Tim.

1b. 🎧 Listen and point. Послушай и покажи.

1c. Act out. Разыграйте по ролям.

2a. Make your puppet (draw it on your hand).
Сделай свою куклу (нарисуй её на руке).

2b. Play 4 rounds of the “Two lines” game. Your puppet talks to somebody new in each round. In

round 1 ask each other one question, in round 2 – two questions, etc. (see the questions in ex. 1a).

Поиграйте в игру «Две линии» 4 раунда. Ваша кукла разговаривает с кем-либо новым в каждом раунде. В раунде 1 задайте один вопрос, в раунде 2 – два и т.д. (см. вопросы в упр. 1a).

Model. Line 1: What’s your name?

Line 2: I’m Ken. What’s your name?

Line 1: I’m Ann. Goodbye, Ken.

Line 2: Goodbye, Ann!

3.  Play the “Talk to the characters” board game. Throw a dice and compete in pairs (see p. 28).

Поиграйте в настольную игру «Разговор с героями». Бросайте кубик и соревнуйтесь в парах (см. с. 28).

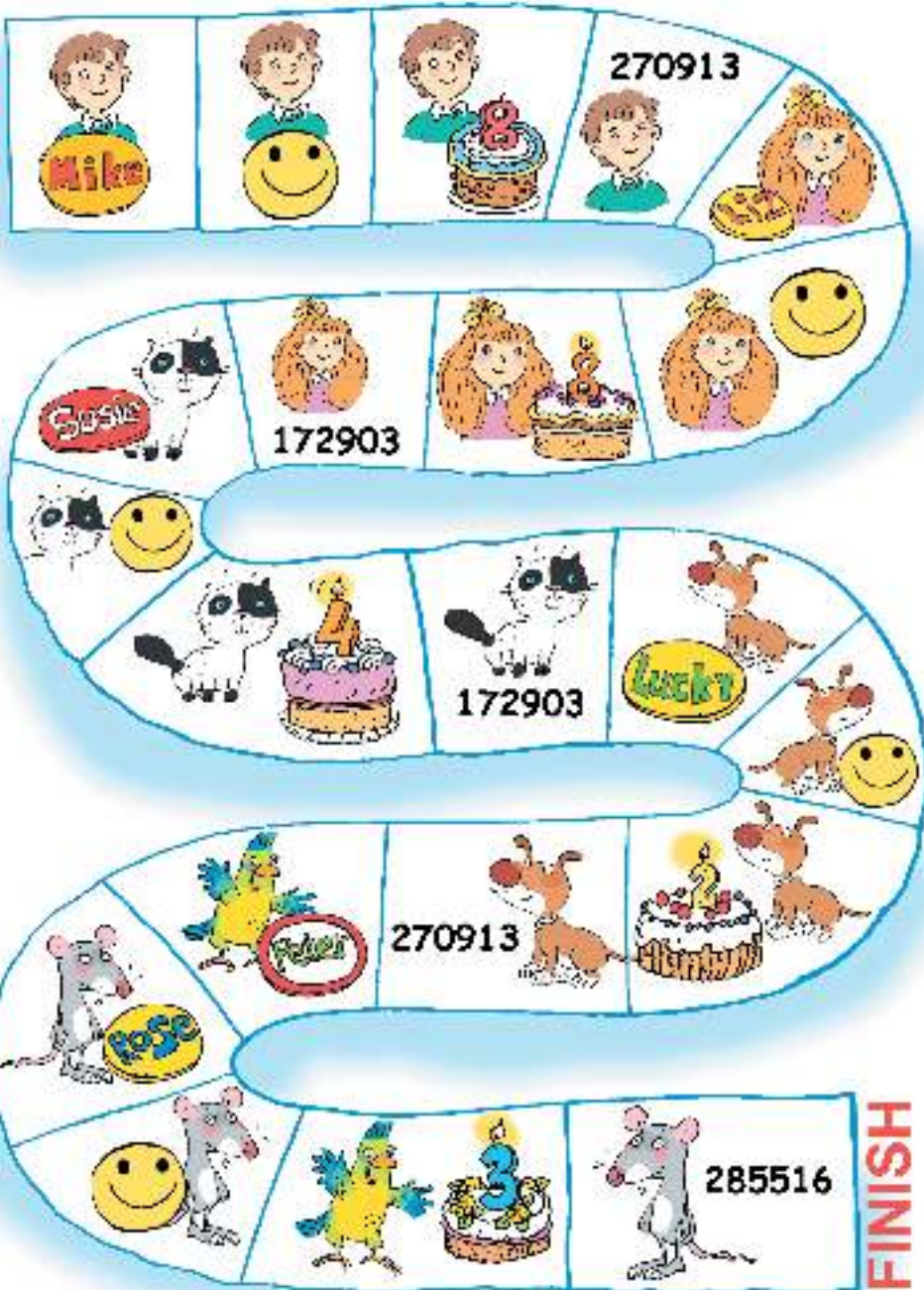
Model. 1. What’s your name? – I’m Mike.

2. How are you? – I’m fine, thanks.

3. How old are you? – I’m eight.

4. What’s your phone number? –
270 913.

START



FINISH

UNIT 2. My family.

Lesson 1. Photo albums.

1.  Listen and point to the pictures. **Послушай и покажи картинки.**



mum



dad



sister




brother



granny




grandad

2a.  Listen, look and answer. **Who wasn't at home when Rose called?** **Послушай, посмотри и ответь.**
Кого не было дома, когда позвонила Роуз?

Hello, mum. Hello, mum.
Hello, mum. Hello to you.



2b. Sing the song. Спой песню.

3a.  Listen, look and answer. Who's in Liz's family?
Послушай, посмотри и ответь. Кто есть в семье Лиз?

1

Hi, Liz!

Hi, Mike! How are you?

I'm fine. And you?

I'm fine, thanks.

2


Look! My family.

3

4

My mum and my dad.

My sister.



5



My brother.

6



My granny and my grandad.

7

My cat.



8

Oh, no! Your dog!



3b.  Listen and point. Послушай и покажи.

3c. Act out. Разыграйте по ролям.

4.  Say the “Letters and sounds” chant. Расскажи рифмовку «Буквы и звуки».

Jj



jam

Kk




kangaroo

Ll



lemon

5a.  Listen and read the names a) after the teacher; b) together with the teacher; c) in pairs. Послушай и прочитай имена а) за учителем; б) вместе с учителем; в) в парах.



Ann, Pat, Pam, Sam, Liz, Jill, Kim, Vim.



Al, Dan, Pal, Pat, Sam, Bill, Sid, Tim, Vim, Mike.

5b. Read and act out. Прочитайте и разыграйте по ролям.



Hi! I'm Mike. I'm fine.

Hi! I'm Liz. I'm fine.



6.  Write the letters. Пропиши буквы.

J j

K k

L l

Lesson 2. A great big turnip.

1a. Look and say. What's the difference? Посмотри и скажи. Какая между ними разница?



little



big

1b. 🎧 Listen and point. Послушай и покажи.

2a. 🎧 Listen, look and answer. Who helps the boy? Послушай, посмотри и ответь. Кто помогает мальчику?

Look! A little turnip.

1



Look! A big turnip.

2



3

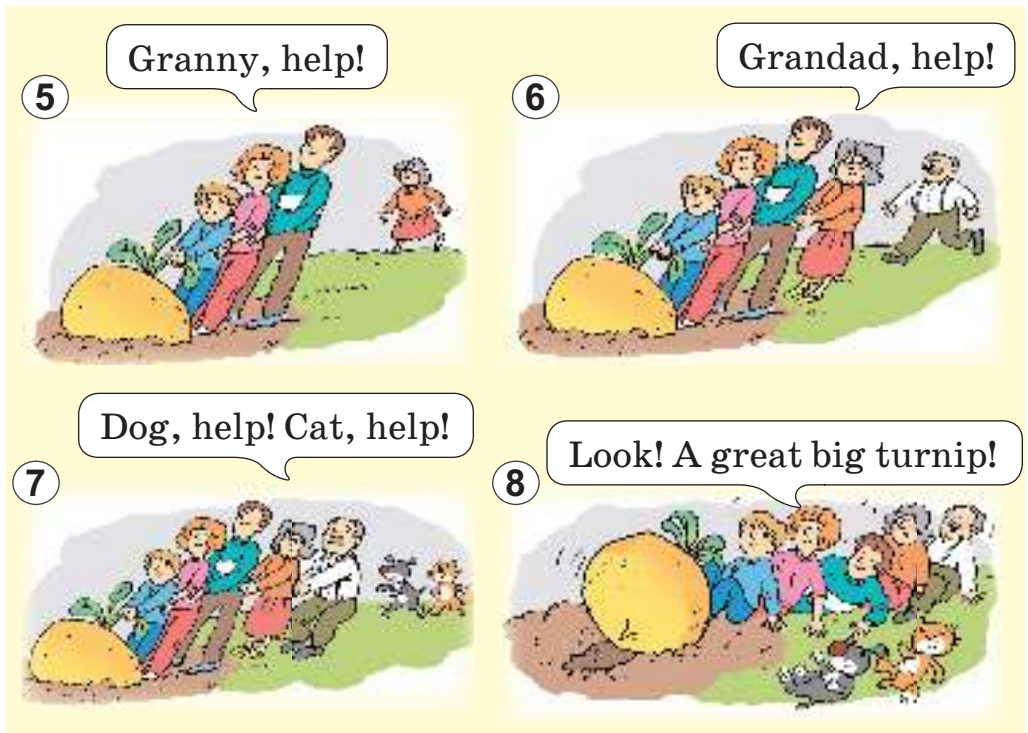
Mum, help!



4

Dad, help!





2b. 🎧 Listen and point. Послушай и покажи.

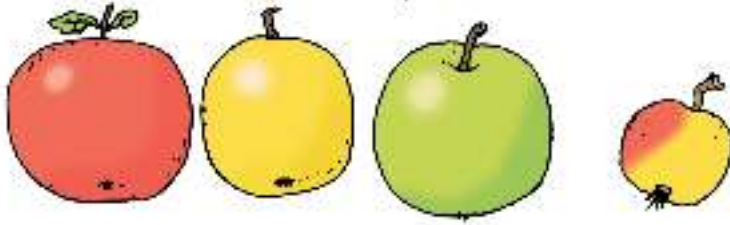
2c. Act out. Разыграйте по ролям.

3a. What's the odd one? Why? Что лишнее? Почему?

①



2



3







4



3b. What's the odd one? Why?

1	a	B	C	D
2	e	f	G	h
3	I	J	K	l

4. 🎧 Say the “Letters and sounds” chant. Расскажи рифмовку «Буквы и звуки».

Mm  mouse	Nn  nut	Oo  oval	 orange
---	---	--	---

5a. 🎧 Listen and read the names a) after the teacher; b) together with the teacher; c) in pairs. Послушай и прочитай имена а) за учителем; б) вместе с учителем; в) в парах.

 Jess, Bell, Mel, Molly, Dolly, Polly, Rose.

 Ben, Fred, Jeff, Ken, Ted, Mel, Bell, Bob, Rob, Rod, Tom, Cole.

5b. Read and act out. Прочитайте и разыграйте по ролям.

- I’m a dog. I’m big.
- I’m a frog. I’m little.
 - Hi, Big Dog!
 - Hi, Little Frog!



6. Write the letters. Пропиши буквы.

M m N n O o

Lesson 3. I've got a mum.

1. Say the chant. Расскажи рифмовку.

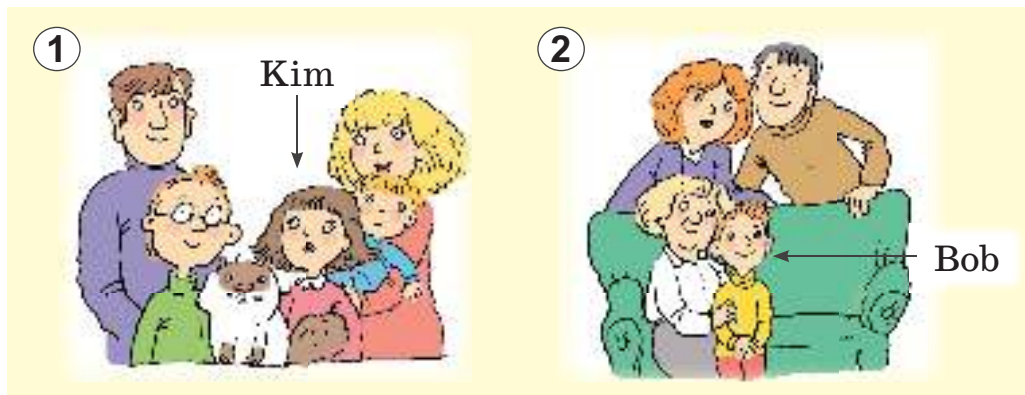
I've got a mum.


I've got a dad.

I've got a sister, a brother and a cat.



2a. Listen and guess. Who is speaking? Послушай и угадай. Кто говорит?





2b. Play “A guessing game”. Поиграйте в игру «Угадай».

Model. A: I’ve got a mum, a dad and a granny.

B: Bob.


A: Yes.

3. 🔍 **Grammar secret.** Грамматический секрет.

a	an

4. Look and say. Посмотри и скажи.

Model. I'm Ann. I've got a nut.



5. 🎧 Say the “Letters and sounds” chant. Расскажи рифмовку «Буквы и звуки».

<p>Pp</p>  <p>pig</p>	<p>Qq</p>  <p>queen</p>	<p>Rr</p>  <p>rocket</p>
---	---	---

6a. 🎧 Listen and name the letter sounds (read the letters). Послушай и назови звуки, которые эти буквы передают (прочти буквы).

Aa, Bb, Cc, Dd, Ee, Ff, Gg, Hh, Ii, Jj, Kk, Ll, Mm, Nn, Oo, Pp, Qq, Rr, Ss, Tt, Vv, Xx, Zz.

6b. 🎧 Listen and read the names a) after the teacher; b) together with the teacher; c) in pairs. Послушай и прочитай имена а) за учителем; б) вместе с учителем; в) в парах.

👧 Pam, Kate, Jane, Pat, Grace, Sam, Nat.

👦 Al, Dan, Dave, Jason, Sam, Jake, Matt, Jaden, Max, Blake, James.

6c. Read and act out. Прочитайте и разыграйте по ролям.

– Hi. I'm Matt. I'm a rat.

– Hi, I'm Pat. I'm a cat.

– Hi. I'm Jake. I'm a snake.

1



2

– Hello, Pat!

– Hello, Matt!


– Hello, Jake!



7.  Write the letters. Пропиши буквы.

P p Q q R r

Lesson 4. I haven't got a dog.


1a.  Listen, look and answer. Why is the dog's name Lucky? Послушай, посмотри и ответь. Почему собаку зовут Лаки?

1



Mum! Dad! Look! A dog!
It's little! It's nice¹!

¹ nice – хорошенькая



1b. 🎧 Listen and point to the pictures. Послушай и покажи картинки.

¹ I don't know. – Я не знаю.

² Can I take the dog, please? – Пожалуйста, можно мне взять собаку?

³ I'm lucky! – Я счастливчик! (Мне повезло!)

2. 🎧 Listen and guess. Who is speaking? Послушай и угадай. Кто говорит?



Buzz






Jill

3. Speak about you. Расскажи о себе.


Model. I've got a mum and a dad. I haven't got a sister. I haven't got a brother.

4. 🎧 Say the "Letters and sounds" chant. Расскажи рифмовку «Буквы и звуки».

Ss  snake	Tt  telephone	Uu  uniform	 umbrella
---	---	---	---

5a.  Listen and name the letter sounds (read the letters). Послушай и назови звуки, которые эти буквы передают (прочти буквы).

Aa, Bb, Cc, Dd, Ee, Ff, Gg, Hh, Ii, Jj, Kk, Ll, Mm, Nn, Oo, Pp, Qq, Rr, Ss, Tt, Uu, Vv, Xx, Zz.

5b.  Listen and read the names a) after the teacher; b) together with the teacher; c) in pairs. Послушай и прочитай имена а) за учителем; б) вместе с учителем; в) в парах.



Susie, Susan, Sue.



Russ, Buzz, Duff, Dunc, Dunn, Justin.

5c. Read and act out. Прочитайте и разыграйте по ролям.



– Hi! I’m Susie.

– Hello, Susie. I’m Lucky.

6.  Write the letters. Пропиши буквы.

S s T t U u

Lesson 5. Have you got a sister?

1. 🎧 Say the chant. Расскажи рифмовку.



Have you got a sister? – No, I haven't.
Have you got a brother? – No, I haven't.
Have you got a cat? – No, I haven't.
Have you got a dog? – Yes, I have!

2a. 🎧 Listen, look and answer. Why is Liz crying?
Послушай, посмотри и ответь. Почему Лиз плачет?

1

What's your name?

What's your surname?

Liz.

Brown

How old are you?

I'm eight.

2 Have you got a mum?



Yes, I have.

3 Liz!



Oh, mummy! I love you very much!¹

2b. Act out. Разыграйте по ролям.

3. 🎭 Role play “Lost in the park”. Ролевая игра «Потерялся в парке».

Model. Policeman: What’s your name?

You: I’m Danila.



Policeman: What’s your surname?

You: Makarevich.

Policeman: How old are you?

You: I’m seven.



¹ I love you very much! – Я тебя очень люблю.

Policeman: Have you got a mum?
You: Yes, I have.



Policeman: Have you got a dad?
You: Yes, I have.




Policeman: What's your phone number?
You: 2409908.




4.  Say the “Letters and sounds” chant. Расскажи рифмовку «Буквы и звуки».


<p>Vv</p>  <p>vase</p>	<p>Ww</p>  <p>window</p>
---	--

5a.  Listen and name the letter sounds (read the letters). Послушай и назови звуки, которые эти буквы передают (прочти буквы).

Aa, Bb, Cc, Dd, Ee, Ff, Gg, Hh, Ii, Jj, Kk, Ll, Mm, Nn, Oo, Pp, Qq, Rr, Ss, Tt, Uu, Vv, Ww, Xx, Zz.

5b.  Read the names a) after the teacher; b) together with the teacher; c) in pairs. Прочитай имена а) за учителем; б) вместе с учителем; в) в парах.

 Meg, Eva, Jess, Mel, Jen, Jena, Tess, Emma, Stella, Eve.

 Pete, Leo, Jeff, Steve, Ted, Fred, Evan, Greg.

5c. Read and act out. Прочитайте и разыграйте по ролям.



- I'm a hen. I'm Jen.
- Hi, Jen. I'm a lemur¹. I'm Eva.
- Hello, Eva.

6.  Write the letters. Пропиши буквы.

V v W w

¹ lemur – лемур

Lesson 6. Families.

1a. Look and say their names in Russian. Посмотри и скажи по-русски, как их зовут.

1



2



3



4



5



6



7





















1b.  Listen, point and say their names in English.

1. Pinocchio
2. Pippi
3. Alice
4. Lillebror (Little Brother)
5. Gingerbread Man
6. Alyonushka
7. Chipollino

2a.  Look, listen and answer. Who's speaking?
 Посмотри, послушай и ответь. Кто говорит?

Model. I haven't got a mum. I haven't got a brother. I haven't got a sister. I've got a dad. – Pinocchio.

				
 	x	✓	x	x
 	✓	✓	✓	✓
 	✓	✓	✓	x
 	x	x	x	x
 	✓	✓	✓✓✓✓✓✓✓	x
 	✓	✓	x	✓
 	✓	✓	x	x

2b. Play “A guessing game”. Поиграйте в игру «Угадай».

Model. A: Have you got a mum?

B: No, I haven't.

A: Have you got a dad?

B: No, I haven't.

A: Pippi.

B: Yes, I'm Pippi.

3. Speak to your classmate about your families. Поговорите с одноклассником о ваших семьях.

Model. A: Have you got a mum?

B: Yes, I have.

A: ...

4a.  Listen and read the words. Послушай и прочитай слова.

Cat, dog, frog, rat, snake, hen, lemur.

4b. Read and act out. Прочитайте и разыграйте по ролям.

– Hi. I'm Lillebror. I've got a cat and a rat, a frog and a hen, a snake and a lemur.



- I've got a dog! Hi, Spot!
- Hello!



5. Write the first letters. Напиши первые буквы.

Model. 1 – m

1



2



3



4



5



6



7



8



9



10



Lesson 7. How's your mum?

1. Say the chant. Расскажи рифмовку.

How's your mum? – She's fine. Thanks. 😊


How's your dad? – He's OK. Thanks. 😊

How's your granny? – She's very well. 😊

How's your grandad? – He's not very well. 😞

Oh! I'm sorry!

2. Grammar secret. Грамматический секрет.



3. Speak to your classmate. Поговори со своим одноклассником.

Model. A: How's your mum?


B: She's OK. Thanks.

A: How's your ...?

4a. Play "A guessing game". Поиграйте в игру «Угадай».

Model. A: I've got a mum, a dad and a granny.

B: Ted.





Tim



Ann

4b. 🎭 Role play. Ролевая игра.

Model. Ann: 3 4 1 0 9 7.

Ted: Hello!

Ann: Hello, Ted. How are you?






Ted: I'm OK, thanks. How are you?


Ann: I'm fine, thanks. How's your mum?

Ted: She's very well.




5. 🎭 Say the "Letters and sounds" chant. Расскажи рифмовку «Буквы и звуки».


<p>Xx</p>  <p>fox</p>	<p>Yy</p>   <p>yellow</p>  <p>baby</p>	<p>Zz</p>  <p>zebra</p>
---	--	---

6a.  Listen and name the letter sounds (read the letters). Послушай и назови звуки, которые эти буквы передают (прочти буквы).

Aa, Bb, Cc, Dd, Ee, Ff, Gg, Hh, Ii, Jj, Kk, Ll, Mm, Nn, Oo, Pp, Qq, Rr, Ss, Tt, Uu, Vv, Ww, Xx, Yy, Zz.

6b.  Listen and read the names a) after the teacher; b) together with the teacher; c) in pairs. Послушай и прочитай имена а) за учителем; б) вместе с учителем; в) в парах.

 Nelly, Molly, Polly, Sally, Amy, Lilly, Stacy, Roxy.


 Andy, Sandy, Henry, Danny, Harry, Billy, Lucky, Compu.

6c. Read and act out. Прочитайте и разыграйте по ролям.

Hi. I'm Roxy.
I'm a baby dog.
I'm lucky!

Hi. I'm Toby.
I'm a baby dog.
I'm lucky!

Hi. I'm Polly.
I'm a baby dog.
I'm lucky!



7.  Write the letters. Пропиши буквы.

X x Y y Z z

Lesson 8. Alphabet festival.

1.  Sing the Alphabet song. Спой песню про алфавит.

2. Alphabet contest. Алфавитный конкурс.

1. Put the alphabet cards in the correct order. Разложите карточки с буквами алфавита в правильном порядке.

2. Name the alphabet backwards. Назовите алфавит в обратном порядке.

3. Look and say. Which letters have Susie and Lucky caught? Посмотри и скажи, какие буквы Лаки и Сьюзи уже поймали.



4. 🎧 Say the “Letters and sounds” chant in teams. Раскажите рифмовку «Буквы и звуки» по командам.

Model. Team 1: Aa – acorn – [eɪ]. Aa – apple – [æ].

Team 2: Bb – bus – [b].

Team 1: Cc – cinema – [s]. Cc – cat – [k].



5. Play the “I spy” game. Поиграйте в игру «Я вижу».

Model. Teacher: I spy with my little eye something beginning with [s].

Team 1: Cinema.

Team 2: Snake. Susie.

6. Listen and guess the word. Послушайте и угадайте слово.

Model. Teacher: [r]-[æ]-[t].

Team 1: Rat.

Teacher: [ju:]-[n]-[ɪ]-[f]-[ɔ:]-[m].

Team 2: Uniform.

7. 🎯 What letters are missing? Каких букв не хватает?

Model. Team 1: Cc. Cat.

Team 2: ...

... at




p ... g



fo ...



... us



n ... t



fro ...



... am



d ... g



bab ...



8. Play a game. Поиграйте в игру.

1. Choose a word. Выберите слово.

2. Mime the word. Изобразите слово мимикой и жестами.

1. baby

4. frog

7. snake

2. rocket


5. fly

8. pig

3. cat

6. fox

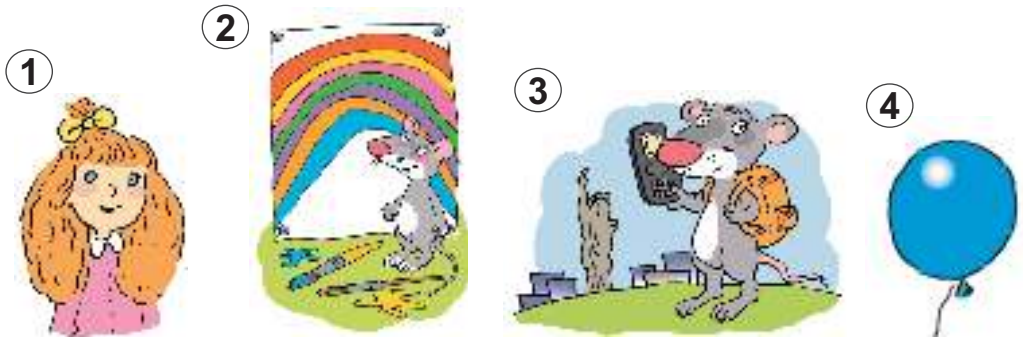
9. dog

9.  Write the words from exercise 8 in big letters.
Напиши слова из упражнения 8 заглавными буквами.

Model. 1. BABY.

Lesson 9. Songs and stories marathon.

1a. 🎧 Listen to the music and guess the song.
Послушай музыку и угадай песню.



1b. 🎤 Sing the songs. Спой песни.

2a. 🎧 Listen and say the number of the story.
Послушай и скажи номер рассказа.





2b. Stories marathon. Марафон рассказов.

1. Work in groups. With a dice, choose a story 1–6 from ex. 2a. Работайте в группах. С помощью кубика выберите рассказ 1–6 из упр. 2a.

2. Act out the story. Film the performance to show to your parents. Разыграйте рассказ. Снимите представление на видео, чтобы показать его родителям.

3.  Play the board game “True or false”. Поиграйте в настольную игру «Правда или нет».

1. With a dice, choose a sentence and read it. С помощью кубика выберите предложение и прочтите его.

2. Say if it's true about you. Скажите, правда ли это.

Model. Number 3. I'm 10. No, I'm 9.

START

	<p>1</p>  <p>I've got a cat.</p>	<p>2</p>  <p>I've got a dog.</p>
<p>5</p>  <p>I'm 5.</p>	<p>4</p>  <p>I've got a rat.</p>	<p>3</p>  <p>I'm 10.</p>
<p>6</p>  <p>I'm 9.</p>	<p>7</p>  <p>I've got a dad. I've got a mum.</p>	<p>8</p>  <p>I've got a dad. I've got a mum.</p>
<p>11</p>  <p>I'm a cat.</p>	<p>10</p>  <p>I'm 8.</p>	<p>9</p>  <p>I'm a frog.</p>
<p>12</p>  <p>I've got a frog.</p>	<p>13</p>  <p>I've got a pig.</p>	<p>14</p>  <p>I'm 7.</p>

FINISH

Lesson 10. Peter's family.

1a.  Listen and guess. Who is speaking? Послушай и угадай. Кто говорит?




1b. Play “A memory game”. Сыграйте в игру «Ты помнишь?».

Model. A: I've got a brother and a sister.

B: Mr Compu.

A: Yes.

1c.  Role play “Telephone talk”. Ролевая игра «Разговор по телефону».


Model. **Peter:** Hello, Mr Compy. How are you?
Mr Compy: Hi, Peter. I'm fine. Thanks.
How are you?
Peter: I'm fine, thanks. How's your brother?
Mr Compy: He's very well. Thanks.
Peter: How's your sister?
Mr Compy: ...

2a. 🎲 **Work in pairs. Make up and guess the riddles about fairy tale characters (Lesson 6, ex. 2a).**
Работайте в парах. Придумайте и отгадайте загадки своего партнёра о сказочных героях (урок 6, упр. 2a).

Model 1. **A:** I haven't got a mum. I haven't got a sister. I haven't got a brother. I've got a dad.
B: Pinocchio.

Model 2. **A:** I'm 1.
B: Pinocchio?
A: No.
B: Gingerbread Man?
A: Yes!
B: Hello, Gingerbread Man.
A: Hello.



2b.  Draw a fairy tale character's family. Speak about it. Нарисуй семью любого сказочного героя. Расскажи о ней.

Model. Hi. I'm Lillebror. I'm 7. I've got a mum,
I've got

2c. Have a party. Speak for your fairy tale character. Устройте вечеринку. Говори от имени своего сказочного героя.

Model. **Chipollino:** Hello! What's your name?

Pippi: Hi! I'm Pippi. What's your name?

Chipollino: I'm Chipollino. How old are you?

Pippi: ...

3. Help Pippi to read the boys and girls' names. Помогите Пеппи Длинныйчулок прочесть сначала имена мальчиков, а потом имена девочек.

Jill, Dunn, Eva, Emma, Sid, Bob, Sally, Rod,
Andy, Tom, Bill, Jane, Jeff, Steve;

Kate, Al, Susan, Greg, Polly, Max, Sandy,
Dave, Harry, Meg, Molly, Fred.

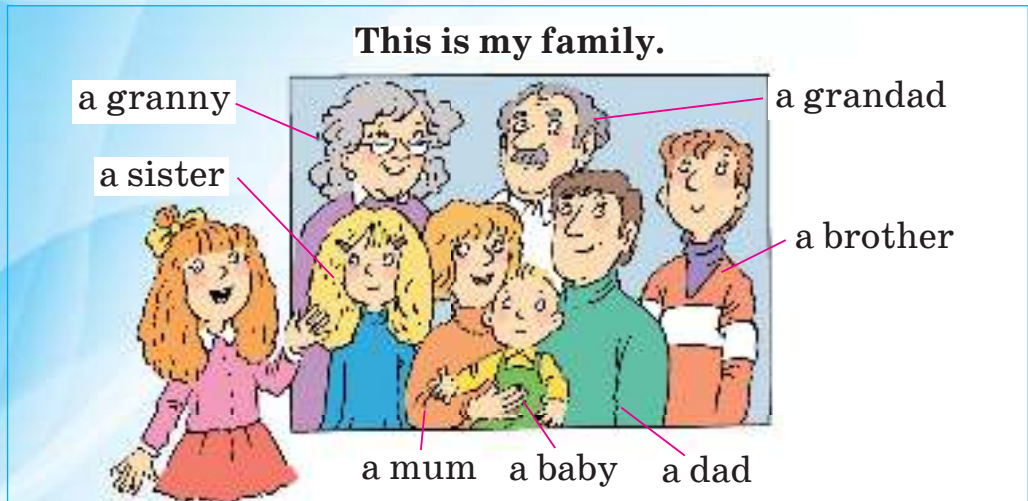


4.  Write the letters from Aa to Zz.

UNIT 3. People around me.

Lesson 1. This is my family.

1. Picture dictionary.



2a.  Listen, point to the pictures and answer. How many sisters and brothers has Liz got? Сколько у Лиз сестёр и братьев?



4 This is my grandad. 5 This is my granny. 6 This is my sister.

7 This is my brother. 8 Oh! A cat? 9 No! My baby brother!

2b. Choose a role and read.

2c. Act out.

3a. Letter secrets. Listen, read and answer.
What's the common sound? Какой общий звук?



This is my brother. **th** = [ð]
 My granny and my grandad are
 great! **r** = [r]



3b. Read the words.

Red, brother, Rose, grandad, granny, this, great.

4. Write the words.

Model. 1. a mum.



Lesson 2. What's his name?

1. Sing the song.

What's your name?
My name's Liz.
Hip, hip, hip,
Hooray!



What's your name?
My name's Mike.
Hip, hip, hip,
Hooray!

What's his name?(3)

Andy!

What's his name?(3)

Sandy!



What's her name? (3)

Polly!

What's her name? (3)

Molly!





His name's Andy.

His name's Sandy.

Her name's Polly.

Her name's Molly.

2. Grammar secret.

 <p>My name's Liz.</p>	 <p>Your name's Mike.</p>
 <p>His name's Andy.</p>	 <p>Her name's Polly.</p>

3a. Read and say. What are their names? Как их зовут?



Hi, I'm Rose. Look at my family. This is my mum. Her name's Plum. This is my dad. His name's Brad. This is my sister. Her name's Sis. This is my brother. His name's Bro. This is my granny. Her name's Big Plum. This is my granddad. His name's Big Brad.

3b. Play "A memory game".

Model. A: Hi, I'm Rose.

B: Hi, Rose. Have you got a mum / a dad?

A: Yes, I have.

B: What's her / his name?

A: Her / his name's ...

4. Show your family photo. Speak about it.

Model. This is my mum. Her name's Lena. Her surname's ...

5.  Write sentences (ex. 3a).

Model. 1. Her name's Plum. 2. His name's Brad.

Lesson 3. Apple cake and orange cake.

1a.   Letter secrets. Listen, read and answer.
What's the common sound? Какой общий звук?

A baby snake is on the cake. **a = [eɪ]**



An apple and a cat are on a hat. **a = [æ]**

1b. Look and guess why letter Aa is [eɪ] and [æ].

Aa

[eɪ]	[æ]		
n a m e	c a t	g r a n n y	a p p l e
<input type="text"/> a <input type="text"/> e	<input type="text"/> a <input type="text"/>	<input type="text"/> <input type="text"/> a <input type="text"/> <input type="text"/> y	<input type="text"/> a <input type="text"/> <input type="text"/> <input type="text"/> e
acorn	jam	and	thanks
snake	dad	grandad	
baby	cat	Andy	

BUT: family, have.

1c. Help Rose to read the words with [eɪ], then with [æ].

Name, Kate, Dan, granny, Dave, Pam, baby, family, Jake, Andy, snake, hat, apple, dad, Sandy, cat.

2a. Read the words. What do they mean? Что они означают?



take



make



paper



hat



cake



sad



happy

2b.  Listen, read and answer. What presents do Jake and Pam make? Какие подарки делают Джейк и Пэм?

1. This is Jake. He's seven.
This is his sister. Her
name's Pam. She's ten.





2. Jake takes some¹ black paper. He makes a paper hat. Pam takes some apple jam². She makes an apple jam cake.

3. Oh, no! The snake is on the cake! The cat is on the hat! The rat is on the apple! Bad snake!³ No cake! No hat! Jake is sad. Pam is sad.



4. Jake takes some red paper. He makes a paper hat. Pam takes some orange jam⁴. She makes an orange jam cake.

¹ some – немного

² apple jam – яблочный джем, варенье

³ Bad snake! – Плохая змея!

⁴ orange jam – апельсиновый джем

5. “Happy birthday¹, Dad!”
Dad is happy.



2c. True or false?

1. Jake has got a sister.
2. Her name's Pam.
3. She's seven.
4. Jake makes a hat.
5. Jake makes an apple jam cake.
6. No hat! No cake! Jake is sad. Pam is sad.
7. Pam makes an orange jam cake.
8. Dad is happy.

2d. 🎧 Read in pairs. Listen and check.

**2e. Read expressively. Have a phonetic contest.
Прочитайте выразительно. Проведите фонетический конкурс.**

¹ Happy birthday! – С днём рождения!

3. EN Complete and write the sentences. Закончи и напиши предложения.

cake hat baby snake jam

1. Jake makes a paper ... 

2. Pam makes an orange jam ... 

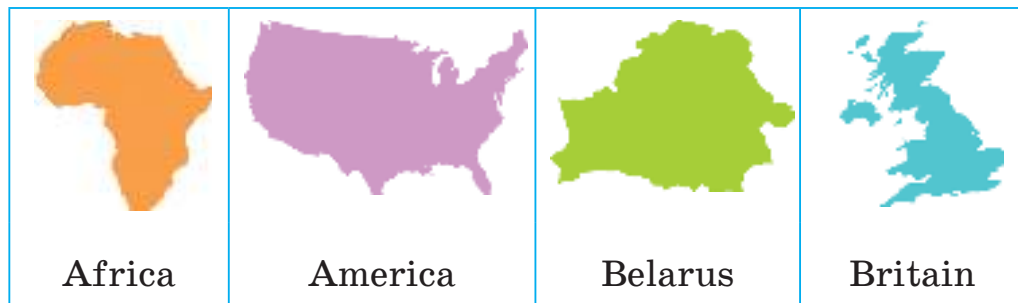
3. Her granny makes apple ... 

4. My sister is one. She's a ... 

5. A baby ... is on the cake. 

Lesson 4. Where are you from?

1. EN Picture dictionary.



2a.  Listen, read and answer. Where's Nikita from? Откуда Никита?

- Hello. What's your name? ①
– My name's Nikita. What's your name?
– I'm Mike.



②



- Where are you from?
– I'm from Belarus.
– I'm from Belarus! I'm from Belarus!

③



- No, Peter. You're from Africa. He's from Belarus.

④



- I'm from Africa! I'm from Africa!

2b. Choose a role and read.

2c. Act out.

3. 🔍 Grammar secret.

I'm from Britain.



You're from Africa.



He's from Belarus.



She's from Britain.



4. Read and match.

Model. 1 – C.

- | | |
|-------------------------|------------------------|
| 1. Her name's Mrs Read. | A. He's from Belarus. |
| 2. His name's Nikita. | B. He's from Africa. |
| 3. His name's Mr Compy. | C. She's from Britain. |
| 4. His name's Peter. | D. He's from America. |
| 5. Her name's Liz. | E. She's from Britain. |

5a. Look and say.

Model. Her name's Alina. She's from Belarus.



Alina,
Belarus



Nell,
America



Tim,
Africa



Ann,
Britain



Gleb,
Belarus

5b. Speak about you.

Model. My name's ... My surname is ... I'm from ...

6. Write sentences.

Model. Her name's Pam. She's from America.

①  ②  ③  ④ 

 Pam  Sam  Alina  Dan

Lesson 5. A big dinner.

1a.    Letter secrets. Listen, read and answer.
What's the common sound? Какой общий звук?



Help! His horse is on her hat! **h = [h]**




Sasha and Pasha help Natasha.

sh = [ʃ]

1b. Help Rose to read the words with [h], then with [ʃ].

She, he, his, Pasha, Masha, hello, her, hi, Natasha, horse, hat, help.

2.  Complete and write the sentences. Закончи и напиши предложения.

horse help her hat Natasha

1. This is ...



2. This is her ...



3. This is her ...



4. The horse is on ... hat.



5. Sasha and Pasha ... Natasha.



3a.   **Letter secrets. Listen, read and answer. What's the common sound?**

Hi! I'm Nigel. I like ice cream. **i = [aɪ]**



Jill has got six big pizzas. **i = [ɪ]**

3b. Look and guess why the letter li is [aɪ] and [ɪ].

li

[aɪ]	[ɪ]
M i k e	L i z s i s t e r l i t t l e
<input type="text"/> i <input type="text"/> e	<input type="text"/> i <input type="text"/> <input type="text"/> e <input type="text"/> <input type="text"/> i <input type="text"/> <input type="text"/> <input type="text"/> e

fine

is

igloo

I

this

sister

hi

his

pink

3c. Help Rose to read the words with [aɪ], then with [ɪ].

Liz, Mike, I, hi, six, fine, nine, Bill, this, five, little, big, nice, Jill, his, nine, ice cream, sister.

4a. Read the words. What do they mean?



fish



pizza



milkshake



mint ice cream



dinner time

4b.  Listen, read and answer. What's for family dinner? Что на семейный обед?

①



Jill is six. She is in Britain. Dinner time! Jill likes milkshake for dinner¹.

Jill has got a big sister, Izzy. Izzy is in Africa. Dinner time! Izzy likes fish for dinner.

②



¹ for dinner – на ужин

Jill has got two big brothers, Nigel and Jimmy. Nigel is in America. Dinner time! Nigel likes pizza for dinner.



4



Jimmy is in India. Dinner time! Jimmy likes mint ice cream¹ for dinner.

Izzy, Nigel and Jimmy visit² Mum and Dad in Britain. Dinner time! Six pizzas, six fish, six mint ice creams and six milkshakes!



¹ mint ice cream – мятное мороженое

² visit – навещают

4c. Match the sentences.

Model. 1 – C.

1. Jill is six. She is in Britain.
2. Jill has got a big sister. Her name's Izzy. Izzy is in Africa.
3. Nigel is her big brother. He's in America.
4. Jimmy is her big brother. Jimmy is in India.
5. Dinner time in Britain!
 - A. Jimmy likes mint ice cream for dinner.
 - B. Nigel likes pizza for dinner.
 - C. Jill likes milkshake for dinner.
 - D. Six pizzas, six fish, six mint ice creams and six milkshakes!
 - E. She likes fish for dinner.

4d.  Read in pairs. Listen and check.

4e. Read expressively. Have a phonetic contest.
Прочитайте выразительно. Проведите фонетический конкурс.

5.  Look at the pictures and write the words.

Model. 1. Milk.

Six, nine, fish, milk, five, pink.

1



2



3



4



5












6



Lesson 6. Look at me!

1. Picture dictionary.

				
a mouth	a nose	eyes	ears	hair
				
long	short	big	little	

2. Say the rhyme.

Two little eyes.
Two big ears.
One little mouth.



One long nose.
Short grey hair.
Hello! I'm Rose.

3a.  Listen, read and answer. Is Nikki beautiful?
Ники красивая?

①  It's a magic mirror!

②  I've got a little nose.

③  I've got a little mouth.

I've got little ears.

④ 

⑤  I've got big eyes.

I've got long hair.

⑥ 

⑦  I'm beautiful!

3b. Read the story.

4a. Read and guess. Who's speaking? Кто говорит?

I've got short pink hair. I've got a big nose.
I've got long ears. I'm little.



Lillebror



Pinocchio



Piglet



Alice



Pippi

4b. Play "A guessing game".

Model. A: I've got little ears and a long nose. I've got brown hair.

B: Are you Pinocchio?

A: Yes.

5.  Complete the sentences and write about Rose.

little short little long big



I'm Rose. I've got little eyes. I've got ... ears. I've got a ... mouth. I've got a ... nose . I've got ... hair.


Lesson 7. He's got purple hair!

1. Picture dictionary.

 black	 brown	 grey	 green
 orange	 pink	 white	 yellow
 red	 blue	 purple	

2. Speak about you.

Model. I've got fair¹ hair. I've got blue eyes.

 hair	 eyes
fair	blue
black	grey
red	brown
brown	green

¹ fair – светлые (волосы)

3a.  Listen, read and answer. Who do Liz and Mike see? Кого видят Лиз и Майк?

1



Liz: Hello, Mike! How are you?
Mike: Hi! I'm fine. Thanks.

2



Liz: What's this?

3



Liz: He's got purple hair!
Mike: What? Purple hair?

4



Liz: He's got yellow eyes!
Mike: What? Yellow eyes?

5



Mike: Let me see.¹ He's got fair hair! He's got blue eyes!
Liz: What?

6



Liz and Mike: He's a clown!
Ha-ha-ha!

¹ Let me see. – Давай посмотрю.

3b. Choose a role and read.

4. 🔍 Grammar secret.



I've got red hair.

She's got fair hair.

He's got purple hair.



5a. Read and guess. Which clown is it? Какой это клоун?

He's got orange hair, grey eyes, a big nose and a big mouth. He's got a blue hat. What's his name?



Bom



Winny



Bim



Wilda

5b. Play "A guessing game".

Model. A: She's got pink hair, green eyes, a little nose and a big mouth. She's got a grey hat.

B: Wilda.

5c.  Complete the sentences and write about your mum or dad.

I've got a mum. She's got ... hair. She's got ... eyes. She's got ... ears. She's got a ... nose and a ... mouth.

I've got a dad. He's got ... hair. He's got ... eyes. He's got ... ears. He's got a ... nose and a ... mouth.



Lesson 8. The Green family from Greenland.

1.  Picture dictionary.





eight



nine



ten

2. Speak to your classmate.

Model. A: How old are you?

B: I'm eight. How old are you?

A: I'm seven.

3a. Letter secrets. Listen, read and answer. What's the common sound?



This is Beth. Beth is three. **th = [θ]**

She is in Green Tree Street.

ee = [i:]



3b. Help Rose to read the words.

Three, thanks, trees, mouth, green.

4a. Read the words. What do they mean?



Greenland



street



like



a sheep



a jeep

4b.  Listen, read and answer. Who's in the twins' family? Кто есть в семье близнецов?

①



This is Green Tree Street in Greenland.

②



This is the Green family from Green Tree Street in Greenland.

③



Beth, Meena and Cath are sisters. Beth is three. Meena is three. Cath is three.

4



Beth has got a cat. Her name's Beebee. Beth likes Beebee, and Beebee likes Beth.

5



Meena has got a dog. His name's Barkee. Meena likes Barkee, and Barkee likes Meena.

6



Cath has got a rat. Her name's GeeGee. Cath likes GeeGee, and GeeGee likes Cath.

7



Beth, Meena and Cath have got a granny. Her name's Martha.

8



Granny Martha has got a sheep. Her name's Nadalee. Granny Martha likes Nadalee, and Nadalee likes Granny.

Beth, Meena and Cath have got a granddad. His name's Lee.

9



10



Beep! Beep!


Grandad Lee has got a jeep. It's green. Beth and Beebee, Meena and Barkee, Cath and GeeGee, Granny Martha and Nadalee are in the jeep. Beep! Beep!

4c. Write the names of all the characters into the groups: male and female. Напиши имена всех героев в две колонки: мужские и женские.

Beth, Meena, Cath, Beebee, Barkee, GeeGee, Lee, Martha, Nadalee.

4d.  Read the story in pairs. Listen and check.

4e. Read expressively. Have a phonetic contest. Прочитайте выразительно. Проведите фонетический конкурс.

5.  Complete and write the sentences. Закончи и напиши предложения.

street sheep three green jeep

1. Beth, Meena and Cath are ... sisters.
2. Granny Martha has got a
3. Grandad Lee has got a
4. The jeep is
5. The Green family are from Green Tree

Lesson 9. Meet my family.

1a.  Listen, read and answer. Who has got brown eyes in Tanya's family? У кого в семье Тани карие глаза?

My family.



My name's Tanya. I'm seven.
I'm from America. I've got
brown hair and brown eyes.

I've got a mum, a dad, a big sister and a baby brother.



This is my mum. Her name's Melissa. She's beautiful.



This is my dad. His name's Oliver. He's nice.



This is my sister. Her name's Sonya. She's ten. She's got fair hair and brown eyes.



This is my brother. His name's Danny. He's one. He's funny¹.

1b. Answer the questions.

1. How old is Tanya?
2. Where's Tanya from?
3. What colour is her hair?
4. What colour are her eyes?
5. Has Tanya got a mum?
6. Has Tanya got a dad?

¹ funny – смешной

7. Has Tanya got a sister?
8. How old is she?
9. Has Tanya got a brother?
10. What's his name?
11. How old is he?



2. 🎧 Do the project “My family”. Сделай проект «Моя семья».

- Write about your family. Напиши о своей семье.
- Draw your family or stick photos. Нарисуй свою семью или приклей фотографии.
- Tell your class about your family. Расскажи классу о своей семье.

Lesson 10. How old is he?

1a. 🎧 Listen, read and answer. Who's Lucky's friend? Кто друг Лаки?



①

Lucky: What's your name?

Susie: Susie. What's your name?

Lucky: I'm Lucky.

Lucky: How old are you?

Susie: I'm four. How old are you?

Lucky: I'm two.

Lucky: Have you got a sister?

Susie: Yes, I have. Her name's Kitty. She's beautiful. She's got long white hair and big blue eyes. She's got little ears and a little pink nose.

Lucky: How old is she?

Susie: She's four.



3



Susie: Have you got a sister?

Lucky: No, I haven't.

Susie: Have you got a brother?

Lucky: No, I haven't.

Lucky: I've got a friend. He's got brown hair. He's got blue eyes. He's nice.

Susie: Look! Your friend!

4



5



Lucky: No. This is my friend. His name's Mike.

Susie: How old is he?

Lucky: Oh, Susie!

1b. True or false?

1. Susie is four.
2. Susie has got a brother.
3. Her sister is beautiful.
4. Lucky is four.
5. Lucky has got a brother.
6. Lucky has got a sister.
7. Mike has got brown eyes.

1c. Choose a role and read.

1d. Act out.

2. Speak about your friend. Don't say his / her name. Let your classmates guess his / her name.

3. Speak to your new classmate.

Model. A: What's your name?

B: I'm Anton. What's your name?

A: I'm Dasha.

B: How old are you?

A: I'm seven. How old are you?

B: I'm eight.

A: Have you got a sister?

B: No, I haven't. Have you got a sister?

A: Yes, I have.

B: What's her name?

A: Her name's Polina.

UNIT 4. Our pets.

Lesson 1. In a pet shop.

1. Picture dictionary.

 a budgie	 a goldfish	 a guinea-pig	 a tortoise
 a kitten	 a puppy	 a rat	

2. Letter secrets. Listen, read and answer. What's the common sound?

The goldfish and the guinea-pig are big. **g = [g]**

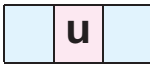




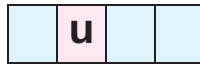
The puppy and the budgie jump on the bus. **u = [ʌ]**

u [ʌ]

b **u** s



j **u** m p



p **u** p p y



3.  Listen and say the chant.

What's this? – It's a dog!



What's this? – It's a frog!

What's this? – It's a cat!



What's this? – It's a rat!


4a.  Listen, read the story and answer. Who's the monster? Кто чудовище?



Liz: What's this, Mrs Read?


Mrs Read: It's a guinea-pig.





Liz: Look! It's a tortoise.

Mike: It's a goldfish.



Liz: Is it a parrot, Mrs Read?

Mrs Read: No, it's a budgie.

Mike: What's this? A monster?



Peter: No, it's me, Peter!
Ha-ha-ha!

4b. Choose a role and read.

4c. Act out the story.

5.  What's this? Look and write the answer.

Model. 1. – It's a rat.



Lesson 2. Our pets.

1.  Picture dictionary.

 a parrot	 a rabbit	 a snake	 a hamster
---	---	--	---

2a. Count the pets.

2b.  Listen and point to the picture.

– Look! I've got four hamsters.





– I've got three parrots.



– I've got two rabbits. And you?



– I've got a snake. Look!

All: A snake? Oh, no! No!

2c. Choose a role and read.

3. 🔍 Grammar secret.

one cat – two cats

[z-zzzz]



[s-ssss]



[ɪz]



hamsters

dogs

frogs

rabbits


parrots

cats

foxes

boxes

tortoises

4a.  Listen and sing the song “Ten funny¹ little rabbits”.



One funny, two funny,
three funny little rabbits,
Four funny, five funny,
six funny little rabbits,
Seven funny, eight funny,
nine funny little rabbits,
Ten funny little rabbits.



4b. Make up your song.

5a. Speak about your pets.

a kitten – three kittens a puppy – two puppies

a goldfish – four goldfish

Model. A: I’ve got a kitten.

B: I’ve got three puppies.

5b. Play “A memory game”. Speak about your class.

Model. Natasha’s got a cat. Vova’s got a dog.

¹ funny – смешные

5c. Count pets in your class.

Model. We've got 5 dogs.

6a. Count and write.

Model. two kittens



... kittens, ... parrots, ... puppies, ... goldfish.

6b. Write sentences.

Model. He's got two kittens.

Lesson 3. I want¹ a pet.

1. Listen and say the chant.



Have you got a parrot?
Have you got a frog?
Have you got a tortoise?
Have you got a dog?

¹ want – хочу

I haven't got a parrot.
 I haven't got a frog.
 I haven't got a tortoise.
 I haven't got a dog.



Have you got a rabbit?
 Have you got a cat?
 Have you got a goldfish?
 Have you got a rat?

I haven't got a rabbit.
 I haven't got a cat.
 I haven't got a goldfish.
 I haven't got a rat.



I want a pet!

2. 🔍 Grammar secret.

?	Have you got a pet?
+	Yes, I have . I've got a rabbit.
-	No, I haven't . I haven't got a pet.

I've = I have

haven't = have not

3a. Play “A guessing game”.

Model. A: Have you got a budgie?

B: No, I haven't.

A: Have you got a cat?

B: Yes, I have.

A: You're Natasha.

B: Right!¹



Bob



Natasha



Jill



Rob



Tim

3b. Read and guess. Who is speaking?

1. I've got a parrot. It's beautiful. It's got little black eyes. It's red, blue and green. It's funny.

2. And I've got a puppy. Its name's Rusty. It's got brown eyes, a black nose, little ears and grey hair. It's nice.

3c. Look at the pictures and speak about the other pets that you like.

¹ Right! – Правильно!

3d. Look at the pictures and speak about you.

Model. I haven't got a budgie. I haven't got a frog. I've got a cat. My cat is black. It's got yellow eyes. It's got . . .

4a. Look, read and guess the animal.

Model. It's got a small mouth.
It's got a pink nose.
It's got red eyes.
It's got big ears. What is it?



4b. Make up your riddles.





5. EN Ask Liz and write.

Model. 1. Have you got a parrot?



Lesson 4. I can swim.

1. Picture dictionary

 jump	 dance	 swim
 run	 hide	 climb a tree
 walk	 sing	 fly

2. Letter secrets. Listen, read and answer. What's the common sound?



White rabbits can walk and swim. **w = [w]**

3a. 🔍 Grammar secret.



I		
He		walk
She		fly
It	can	hide
We		run
You		dance
They		

3b. 🎧 Susie, Lucky, Peter and Rose are boastful¹ pets. Listen, read and answer. Who says it? Кто это говорит?

1. I can walk. I can jump and run. I can swim.
2. I can walk. I can jump and run. I can swim.
I can climb trees.
3. I can walk. I can jump and run. I can swim.
I can hide.
4. I can walk. I can jump and run. I can fly.

¹ are boastful – любят хвалиться

4a. Find a family for the lost pet.¹ Read and complete the ad² about one of the lost pets.

Take³ the It's little. It's white and brown. It's got long ears and black eyes. It's got a black nose. It's beautiful. It can walk, run and jump. It's funny.



4b. Make up your ad about a lost pet. Who wants to take it? Кто хочет его взять?

5.  Draw a pet and write about it.

It's a

It can ... and

It can

Lesson 5. I can't climb a tree.

1a.  Listen, point to the picture and read. What can the cat do? What can the dog do?

¹ Find a family for the lost pet. – Найди семью для потерявшегося домашнего питомца.

² ad – рекламное объявление

³ Take – возьми(те)

Cat: I can run.
Dog: I can run too.
Peter: I can run!



Cat: I can jump.
Dog: I can jump too.
Peter: I can jump!

Cat: I can climb a tree.
Dog: I can climb a tree too.
Peter: I can climb a tree!



Peter: Ha-ha-ha! You can't climb a tree!
Dog: I can't climb a tree.
But¹ I can swim!

1b. Choose a role and read.

1c. Act out.

¹but – но

1d.  Grammar secret.

I	can't	climb a tree
He		
She		
It		
We		
You		
They		



2. Play “A guessing game”.

Model. **A:** It can walk and fly. It can run and jump. It can't swim. What is it?

B: It's a budgie.

A: Yes, it is.

✓ = can

✗ = can't

	walk	run	jump	swim	fly
A budgie	✓	✓	✓	✗	✓
A kitten	✓	✓	✓	✓	✗
A goldfish	✗	✗	✗	✓	✗
A tortoise	✓	✗	✗	✓	✗
A snake	✗	✗	✗	✓	✗

3a. What's wrong?¹. Read and write the answer.

Model. A tortoise can't fly.



A tortoise can walk. It can swim. It can hide. It can fly. It can't run.

A parrot can fly. It can walk. It can't jump. It can't swim.



A goldfish can swim. It can jump. It can run. It can't sing.

A puppy can jump. It can run. It can't walk. It can swim.



3b. Write the answers.

Lesson 6. Can you swim?

1. Listen, read and sing the song.

Can you fly like²a parrot?
Can you swim like a dog?



¹ What's wrong? – Что неправильно?

² like – как

Can you hide like a mouse?
Can you jump like a frog?



Can you walk like a cat?
Can you run like a rabbit?



Can you dance like a hamster?
Can you sing like a parrot?



I can, you can, he can, she can, we can,
they can, too.

2. Grammar secret.

can't = cannot

?	Can a dog swim?		Can a parrot swim?
+	Yes, it can . A dog can swim.	-	No, it can't . A parrot can't swim.

3. Express surprise¹ and correct the sentences.

Model. 1. Budgies can swim. – Can budgies swim?
No, budgies can't swim.

¹ Express surprise – вырази удивление

1. Budgies can swim.
2. Hamsters can fly.
3. Snakes can walk.
4. Tortoises can jump.
5. Goldfish can run.

4a.  Listen to the children. Guess their pets.

Model. He's got a dog.

4b. Read and match with the picture.

A



B



C



D



E



F



1. My pet is little. It's green. It can jump and swim. It can't walk or run.

2. My pet is little. It's green, blue and yellow. It can fly. It can sing.

3. My pet is little. It's green, brown and black. It can walk and hide. It can swim. It can't jump or fly.

4. My pet is big. It's black and white. It's got brown eyes. It's got long ears. It can walk and run. It can jump and swim.

5. Play "A guessing game" in pairs.

Model:

Can it	run? jump? walk? swim? fly?	Yes, it can. No, it can't.
--------	---	-------------------------------



Is it	big? little? brown? green? white?	Yes, it is. No, it isn't.
-------	---	------------------------------

It's a	rat. hamster.	Wrong! Right!
--------	------------------	------------------

6. Complete the sentences.

swim fly walk black yellow

I've got a beautiful budgie. It's green and (1) It's got little (2) ... eyes. It can (3) ... and (4) It can't (5)

Lesson 7. Animal shelter.¹

1. Listen, read and say the chant.

Has he got a cat?

He hasn't got a cat.

Has he got a rat?

He hasn't got a rat.

Has he got a dog?

He hasn't got a dog.

Has he got a frog?

He hasn't got a frog.



He's got a little budgie.
It's yellow, green and blue.
He loves his little budgie.
His budgie loves him too.

¹ Animal shelter. – Приют для животных.

2. 🔍 Grammar secret.

?	Has he got a cat?	Has she got a cat?
+	Yes, he has . He's got a cat.	- No, she hasn't . She hasn't got a cat.
he's = he has		hasn't = has not

3a. 🎧 Listen and say the number¹.



3b. Read and say the number of the pet.

A. It's brown. It's got long ears and a big mouth. It's got a black nose. It can jump and run. It can swim. It can't fly. Help me find my pet.²

¹ say the number – назови номер

² Help me find my pet. – Помогите мне найти моего любимца.

B. It's grey. It's got long ears and a little mouth. It's got little black eyes. It's got a pink nose. It can jump and run. It can't swim. It can't fly. Help me find my pet.

C. It's yellow and brown. It's got little ears and a little mouth. It's got a little nose. It can walk and swim. It can't jump or run. It can't fly. Help me find my pet.

D. It's grey and white. It's got little ears and a little mouth. It's got a pink nose. It can walk, jump and run. It can swim. It can climb a tree. It can't fly. Help me find my pet.

3c. Choose a pet and speak about it. Which pet do you want to adopt? Какого любимца ты хочешь взять?

4.  Complete the text and write it. Which pet is it?

little jump long green fly swim

It's blue, (1) ..., black and white. It's little. It's got little ears and a (2) ... mouth. It's got a (3) ... nose. It can walk, (4) ... and run. It can't (5) It can (6) Help me find my pet.



Lesson 8. My big pet shop.

1a.   Letter secrets. Listen, read and answer. What's the common sound?

No, Rose! Don't go! **o = [əʊ]**



Tom's got a dog. Bob's got a frog. **o = [ɒ]**

1b. Look and guess why the letter Oo is [əʊ] and [ɒ].

Oo

[əʊ]		[ɒ]	
g o	n o s e	g o t	l o n g
<input type="text"/> o <input type="text"/>	<input type="text"/> o <input type="text"/> e <input type="text"/>	<input type="text"/> o <input type="text"/>	<input type="text"/> o <input type="text"/> <input type="text"/>
no	Rose	dog	Compy

2a. Read the words. What do they mean?



stand



little place



bump



sad



pat



hand



jump



happy




make



go



stop

2b.  Listen, read and answer. When are the pets happy? Когда домашние питомцы счастливы?



I've got a pet shop, and
I haven't got place to stand
With a parrot, a rabbit, a cat,
A hamster, a snake and a rat!

I've got a pet shop, but
I go bump, bump, bump
Into the parrot, the rabbit, the cat,
The hamster, the snake and the rat!



Look! My pets are sad!
It's bad my pets are sad¹ ...
What's that?²
What's that?



I make a big pet shop,
And I pat my pets,
and I pat them³,
I pat them and don't stop!

I pat with my hand
My parrot, my rabbit, my cat,
My hamster, my snake and my rat!
And it isn't bad!



Look! What's that?
My pets aren't sad.
What's that?
What's that?

¹ It's bad my pets are sad ... – Плохо, что мои домашние питомцы грустят ...

² What's that? – Что это?

³ I pat them – я их глажу



The parrot, the rabbit, the cat,
The hamster, the snake and the rat
Are happy in the big pet shop!
They jump and they don't stop!

2c. Number the sentences in the correct order.

Model. 1 – B, ...

- A. The pets are sad in the little pet shop.
- B. He's got six pets in his pet shop.
- C. He makes a big pet shop.
- D. He bumps into the pets.
- E. The pets are happy in the big pet shop.
- F. He pats his pets.

2d. 🎧 Read in pairs. Listen and check.

2e. Read expressively. Have a phonetic contest.

3. Make up your poem. Choose from the words kit-ten, tortoise, goldfish, puppy, budgie and the rhyming words cat, rat.

4. Write 4 lines of your poem. Напиши 4 строчки своего стихотворения.

Lesson 9. Project “My pet”.

1. Read and guess. What’s Susie’s favourite pet? Какой у Сьюзи любимый домашний питомец?

Susie: Hi, Lucky!

Lucky: Hello, Susie! What’s this?

Susie: It’s my pet. Guess it!

Lucky: OK. Has it got long ears?

Susie: No, it hasn’t.

Lucky: Has it got a big mouth?

Susie: No, it hasn’t.

Lucky: Is it brown?

Susie: No, it isn’t. It’s red.

Lucky: Can it jump and walk?

Susie: No, it can’t.

Lucky: Can it swim?

Susie: Yes, it can.

Lucky: Can it fly?

Susie: No, it can’t.

Lucky: Is it a ...?



2. Play a guessing game.

Help box

Has it got ... ? – Yes, it has. / No, it hasn’t.

Is it ...? – Yes, it is. / No, it isn’t.

Can it ...? – Yes, it can. / No, it can’t.

3. Read about Mr Compy's favourite pet and guess it.



I've got a pet. Its name's Winnie.
It's two. It's little. It's yellow and
brown.

It's got little ears, little black eyes
and a pink nose.

It can run and walk. It can hide.

It can't swim. It can't fly. It's funny.

4. 🖍️ Make a project "My pet".

a. Draw your favourite pet. Нарисуй своё любимое домашнее животное.

b. Write a riddle about it. Напиши загадку о нём.

Lesson 10. Christmas presents.¹

1. Talk to Santa Claus.

What's your name?

What's your surname?

How old are you?

¹ Christmas presents. – Рождественские подарки.

What's your mum's name?
What's your dad's name?
Have you got a cat?
Have you got a goldfish?
Can you dance? Dance!
Can you sing? Sing!



2. Count.

11 eleven	12 twelve	13 thirteen	14 fourteen	15 fifteen
16 sixteen	17 seventeen	18 eighteen	19 nineteen	20 twenty

3a. Count. How many lost presents?¹



3b. Read and match. What's wrong?

2 zebras, 5 puppies, 3 kittens, 4 rabbits, 8 frogs.

4. Help Santa Claus find the presents. Speak about them.²

Model. Pupil: I've got a present. It's little. It's green. It can jump and swim.

Santa Claus: It's a frog.

Pupil: Here you are.

Santa Claus: Thank you.

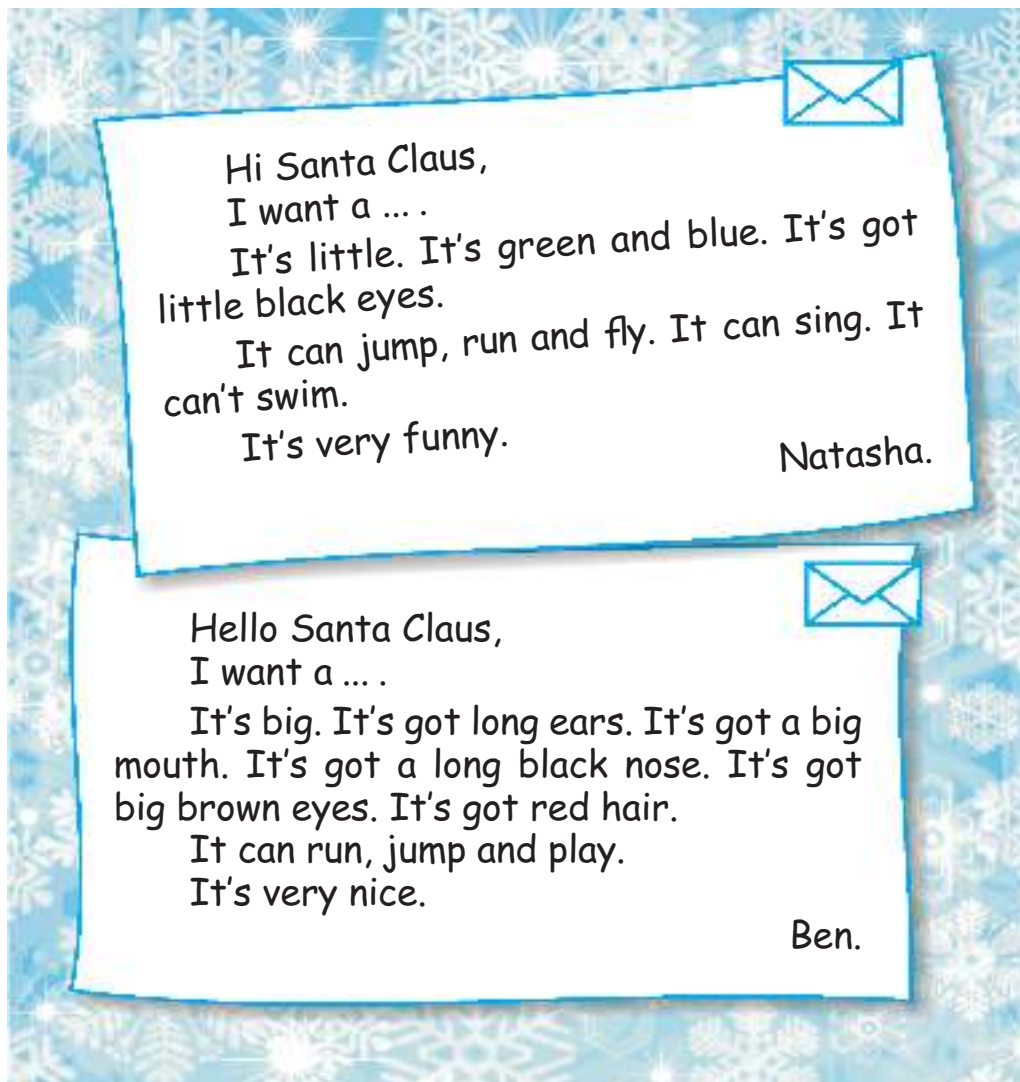
¹ How many lost presents? – Сколько потерянных подарков?

² Help Santa Claus find the presents. Speak about them. – Помоги Санта Клаусу найти подарки. Расскажи о них.

5. Read the letters and say:

Natasha wants¹ ...

Ben wants ...



¹wants – хочет

6. Look, read and answer. What presents has Natasha got? What presents has Ben got?



7.  Sing the song.



We wish you a merry Christmas!
We wish you a merry Christmas!
We wish you a merry Christmas
And a Happy New Year¹!

¹Happy New Year – счастливого Нового года

Vocabulary. / Словарь.

Aa

***acorn** – жёлудь
Africa – Африка
Alice – Алиса
***Alyonushka** – Алёнушка
America – Америка
and – и
apple – яблоко

Bb

baby – ребенок
Belarus – Беларусь
big – большой
black – чёрный
blue – голубой
book – книга
boy – мальчик
Britain – Великобритания
brother – брат
brown – коричневый
budgie – волнистый попугайчик
***bus** – автобус

Сс

Can a dog swim? – Собака умеет плавать?

cat – кот

***Chipollino** – Чиполлино

***cinema** – кино

***Gingerbread Man** – Пряничный человечек

climb a tree – залезать на дерево

close – закрывать

computer – компьютер

***count** – считать

Dd

dad – папа

dance – танцевать

***Do you like milk?** – Ты любишь молоко?

dog – собака

draw – рисовать

Ee

ears – уши

egg – яйцо

***Egypt** – Египет

eight – восемь

eighteen – восемнадцать

elephant – слон

eleven – одиннадцать
exercise-book – тетрадь
eyes – глаза

Ff

family – семья
fifteen – пятнадцать
fish – рыба
five – пять
fly – летать
four – четыре
fourteen – четырнадцать
fox – лиса
***friend** – друг
***frog** – лягушка
***funny** – смешной

Gg

giraffe – жираф
girl – девочка
give – давать
goldfish – золотая рыбка
***good** – хороший
grandad – дедушка
granny – бабушка
green – зелёный

grey – серый
guinea-pig – морская свинка

Hh

hair – волосы
hamster – хомяк
***happy** – счастливый
Have you got a cat? – У тебя есть кот?
he – он
He's got black hair. – У него чёрные волосы.
hello – привет
***help** – помогать
her – её
hi – привет
hide – прятаться
his – его
***horse** – лошадь
***hot dog** – хот-дог
How are you? – Как у тебя дела?
How is your mum? – Как твоя мама?
***How many?** – Сколько?
How old are you? – Сколько тебе лет?

Ii

I – я
I can run. – Я умею бегать.

I can't jump. – Я не умею прыгать.

ice cream – мороженое

***I don't like fish.** – Я не люблю рыбу.

I haven't got a parrot. – У меня нет попугая

***igloo** – иглу

***I like sweets.** – Я люблю конфеты.

I'm / He's / She's / You're / They're from America. – Я / он / она / ты (вы) / они из Америки.

I'm eight. – Мне восемь лет.

I'm fine / OK. – У меня все хорошо.

***I'm sorry.** – Простите меня.

I've got a mum. – У меня есть мама.

in – в

Jj

***jam** – варенье, джем

jump – прыгать

Kk

kitten – котёнок

Ll

***lemon** – лимон

***letter** – буква

***Lillebror (Little Brother)** – Малыш

listen – слушать
little – маленький
long – длинный
***look** – смотреть

Mm

***mouse** – мышка
mouth – рот
mum – мама
my – мой

Nn

name – имя
nine – девять
nineteen – девятнадцать
no – нет
nose – нос
***nut** – орех

Oo

on – на
one – один
***open** – открывать
orange – оранжевый; апельсин
***oval** – овал; овальный

Pp

parrot – попугай
pen – ручка
pencil – карандаш
pet – любимое животное
***pig** – свинка
pink – розовый
***Pinocchio** – Буратино
***Pippi** – Пеппи Длинный чулок
play – играть
please – пожалуйста
***point** – указывать
puppy – щенок
purple – фиолетовый
put – класть

Qq

***queen** – королева

Rr

rabbit – кролик
rat – крыса
read – читать
red – красный
run – бегать

***rocket** – ракета

Ss

seven – семь

seventeen – семнадцать

she – она

She's not very well. – Она не очень хорошо себя чувствует.

She's very well. – У неё все очень хорошо.

short – короткий

sing – петь

sister – сестра

sit down – садиться

six – шесть

sixteen – шестнадцать

***sleep** – спать

snake – змея

***sound** – звук

***speak** – говорить

speak English – говорить по-английски

stand up – вставать

swim – плавать

Tt

take – брать, взять

***telephone** – телефон

ten – десять

thanks, thank you – спасибо

they – они

thirteen – тринадцать

This is my dad. – Это мой папа.

three – три

tortoise – черепаха

twelve – двенадцать

twenty – двадцать

two – два

Uu

***umbrella** – зонтик

***uniform** – форма

Vv

***vase** – ваза

Ww

walk – ходить, гулять; прогулка

***we** – мы

***What colour?** – Какого цвета?

What's this? – Что это?

What's your / his / her name? – Как тебя / его / её зовут?

What's your phone number? – Какой твой номер телефона?

Where are you from? – Откуда ты?

white – белый

***window** – окно

write – писать

Yy

yellow – жёлтый

yes – да

you – ты, вы

your – твой, ваш

yummy – вкусный

Zz

***zebra** – зебра

Звездочкой обозначены слова и выражения для понимания, а не для использования в речи.

Instructions. / Инструкции.

1. Act out. – Разыграйте по ролям.
2. Answer. – Ответь.
3. Ask. – Спроси.
4. Ask questions. – Задай вопросы.
5. Check. – Проверь.
6. Choose a role and read. – Выбери роль и прочитай.
7. Complete the sentences. – Дополни предложения.
8. Count. – Посчитай.
9. Do a project. – Сделай проект.
10. Do the sums. – Реши примеры.
11. Draw. – Нарисуй.
12. Grammar secret. – Грамматический секрет.
13. Guess. – Отгадай.
14. Guess the riddles. – Отгадай загадки.
15. Letters and sounds. – Буквы и звуки.
16. Letter secrets. – Секреты букв.
17. Listen. – Послушай.
18. Look. – Посмотри.
19. Make up your rhyme / your riddles / your song. – Придумай стихотворение / загадки / песню.

20. Match. – Найди пару.
21. Number. – Пронумеруй.
22. Picture dictionary. – Словарь в картинках.
23. Play “A guessing game”. – Поиграй в игру «Угадай».
24. Play “A memory game”. – Поиграй в игру «Запомни».
25. Point. – Покажи.
26. Present your project. – Представь свой проект.
27. Read the words. – Прочитай слова.
28. Role play. – Ролевая игра.
29. Say. – Скажи.
30. Say the chant / the rhyme. – Расскажи рифмовку / стихотворение.
31. Sing the song. – Спой песню.
32. Speak about you. – Расскажи о себе.
33. Speak to your classmate. – Поговори со своим одноклассником.
34. Think of – Задумай
35. Write the answer. – Напиши ответ.
36. Write (the) letters. – Пропиши буквы.
37. Write (the) sentences. – Напиши предложения.
38. Write the words. – Напиши слова.

Учебное издание

Лапицкая Людмила Михайловна
Калишевич Алла Ивановна
Севрюкова Татьяна Юрьевна
Седунова Наталья Михайловна

АНГЛИЙСКИЙ ЯЗЫК

Учебное пособие для 3 класса учреждений общего среднего образования
с русским языком обучения

С электронным приложением

В 2 частях

Часть 1

Редактор *Л.Д. Касьянова*. Художественный редактор *Е.А. Агунович*. Технический редактор *А.Н. Бабенкова*. Корректор *Л.Д. Касьянова*. Компьютерная верстка *А.Н. Бабенковой*.

Подписано в печать 12.04.2018. Формат 70×90/16. Бумага офсетная. Гарнитура «SchoolBook». Офсетная печать. Усл. печ. л. 10,53 + 0,29 (форз.). Уч.-изд. л. 4,25 + 0,25 (форз.) + 4,0 (электрон. прил.).

Тираж 109 730 экз. Заказ 622.

Республиканское унитарное предприятие «Издательство “Вышэйшая школа”». Свидетельство о государственной регистрации издателя, изготовителя, распространителя печатных изданий № 1/3 от 08.07.2013. Пр. Победителей, 11, 220004, Минск. e-mail: market@vshph.com <http://vshph.com>

Открытое акционерное общество «Полиграфкомбинат им. Я. Коласа». Свидетельство о государственной регистрации издателя, изготовителя, распространителя печатных изданий № 2/3 от 04.10.2013. Ул. Корженевского, 20, 220024, Минск.

(Наименование учреждения общего среднего образования)

Учебный год	Имя и фамилия учащегося	Класс	Состояние учебного пособия при получении	Отметка учащемуся за пользование учебным пособием
20 /				
20 /				
20 /				
20 /				
20 /				

Учебное пособие издано за счет средств государственного бюджета для фондов библиотек по заказу Министерства образования Республики Беларусь

Правообладатель Вышэйшая школа

CLASSROOM LANGUAGE

Stand up.



Sit down.



Open.



Close.



Take.



Put.



Listen.



Point.



Sing.



Draw.



Read.



Write.



Speak.



I'm sorry I'm late.



Can I go out?

