

English 3



Pupil's Book 2



CD-ROM inside

Imperative. / Повелительное наклонение.

(+) Positive and (-) negative sentences.

Утвердительные и отрицательные предложения.

Open your books!	Don't open your books!
Jump!	Don't jump!
Run!	Don't run!

The verb "to be". / Глагол «быть».

(+) Positive sentences.

Утвердительные предложения.

Full form. Полная форма.	Short form. Сокращённая форма.
I am happy.	I'm happy.
You are happy.	You're happy.
He is happy.	He's happy.
She is happy.	She's happy.
It is happy.	It's happy.
We are happy.	We're happy.
They are happy.	They're happy.

(-) Negative sentences.

Отрицательные предложения.

Full form. Полная форма.	Short form. Сокращённая форма.
I am not sad.	I'm not sad.
You are not sad.	You aren't sad.
He is not sad.	He isn't sad.
She is not sad.	She isn't sad.
It is not sad.	It isn't sad.
We are not sad.	We aren't sad.
They are not sad.	They aren't sad.

(?) Questions and short answers.

Вопросительные предложения и краткие ответы.

Are you from Britain? – Yes, I am. Yes, we are. /
No, I'm not. No, we aren't.
Is he from Britain? – Yes, he is. / No, he isn't.
Is she from Britain? – Yes, she is. / No, she isn't.
Is it from Britain? – Yes, it is. / No, it isn't.
Are they from Britain? – Yes, they are. / No, they
aren't.

АНГЛИЙСКИЙ ЯЗЫК

Учебное пособие для 3 класса
учреждений общего среднего образования
с русским языком обучения

С электронным приложением

В 2 частях
Часть 2

*Допущено Министерством образования
Республики Беларусь*











МИНСК
«ВЫШЭЙШАЯ ШКОЛА»
2018

Правообладатель Вышэйшая школа

УДК 811.111(075.2=161.1)
ББК 81.2Англ-922
А64

Авторы: *Л.М. Лапицкая, А.И. Калишевич, Т.Ю. Севрюкова, Н.М. Седунова*

Рецензент: учитель английского языка высшей квалификационной категории государственного учреждения образования «Гимназия № 30 г. Минска имени Героя Советского Союза Б.С. Окрестина» *И.В. Мясникова*

-  **Аудиозапись**
-  **Письменное задание**
-  **Словарь в картинках**
-  **Грамматический секрет**
-  **Игра**
-  **Секреты букв**
-  **Проект**
-  **Электронный образовательный ресурс e-vedy.adu.by**

ISBN 978-985-06-3006-3 (ч. 2)
ISBN 978-985-06-2965-4

© Оформление. УП «Издательство
“Вышэйшая школа”», 2018

Правообладатель Вышэйшая школа

Contents

UNIT 5. Food.	4
UNIT 6. My home.	28
UNIT 7. In the lesson.	55
UNIT 8. Seasons.	84
UNIT 9. I love animals.	115

UNIT 5. Food.

Lesson 1. We eat it.

1. Picture dictionary.

				
tea	coffee	juice	water	to drink
				
pizza	jam	bread	yoghurt	to eat

2. Letter secrets. Listen, read and answer. What's the common sound?



Yoghurt is yummy. **y = [j]**



Jam and juice jump. **j = [dʒ]**

3. Play the “Eat or drink?” game.

Model: A: We eat it. – B: Yes. We eat bread.

A: We drink it. – B: No. We eat jam.

4. Read the letters, find mistakes and correct them.
Прочтите письма, найдите ошибки и исправьте их.

Rose: I eat bread, pizza and jam.
I drink water and juice.

Lucky: I drink pizza, jam, bread
and yoghurt. I eat water, tea and
juice.

5a.  **Sing the song.**

I like to eat, eat, eat, eat
I like to eat
Pizza, bread and yoghurt.
I like to drink, drink, drink, drink
I like to drink
Tea and apple juice.



5b. Make up your song. Use the words from ex. 1.

6.  **Complete and write 5 sentences.**

I eat ... I drink ...

Lesson 2. I like tea.

1. Picture dictionary.



2. Letter secrets. Listen, read and answer. What's the common sound?

I eat meat and I drink tea. ea = [i:]



3a. Grammar secret. Look, read and guess. What does Susie say? Что говорит Сьюзи?



I like fish.



3b. Speak about you.

Model. A: I like pizza. And you? – B: I like meat. And you? – A: ...

3c. Speak about cats and dogs.

Model. Cats like fish. They like ...

4a.  Listen, read and answer. What happens?
Why? Что происходит? Почему?

Liz: What's this?

Mike: It's jam. I like jam.

Eat me!



Liz: Look! A magic tree!

Mike: Wow! Yummy!

Liz: I like pizza.

Mike: I like white bread.

Liz: I like brown bread.

Mike: I like yoghurt.

Liz: I like coffee.

Mike: I like tea.



Liz: Oh! My nose!

Mike: Help! My ears!

Drink me!



Liz: Thank you!

Mike: I like juice.



4b. Choose a role, read and then act out.

5. 🗣️ Write 5 sentences about you (see ex. 3b).

Lesson 3. A sweet princess.


1. 🖼️ Picture dictionary.

				
a sweet	a cake	jelly	chocolate	ice cream

2a. 🎧 Listen and say the chant.



- Have some chocolate, please.
- Thank you. It's yummy. I like it. I like it.
- Have some ice cream, please.
- Thank you. It's yummy. I like it. I like it.
- Have some coffee, please.
- No, thank you. I don't like it. It's yuck.

2b.  **Grammar secret. Look, read and guess. What does Mrs Read say? Что говорит миссис Рид?**




I don't like coffee.



3.  **Listen and read. Think of a title. Придумай название.**



I'm a sweet princess¹.



I like sweets.
I like ice cream.
I like chocolate.
I like jelly and cake.

I don't like fish.
I don't like meat.
I don't like milk.
I don't like hot dogs.

4.   **Letter secrets. Listen, read and answer. What's the common sound?**

Cakes and coffee can climb
the cook. **c = [k]**



¹ a sweet princess – принцесса-сладёна



I like ice. It's nice. **c = [s]**

5a. Speak about you.

Model. I like juice. I don't like coffee.

5b. What's the favourite food and drink in your class? Какие любимые еда и напиток в твоём классе?

6.  Write. What does the sweet princess say? Что говорит принцесса-сладёна?

I like ... I don't like ...

jelly meat sweets pizza tea juice jam
ice cream hot dogs

Lesson 4. Do you like carrots?

1.  Picture dictionary.



a potato



a tomato



a cucumber



a carrot



2a.  **Grammar secret. Look and say.**

an apple **a** banana

2b. Look and answer. What has she got? Что у неё есть?

Model. She's got an apple, ...



3a.  **Listen and say the chant.**

Potatoes and tomatoes,
Cucumbers and carrots.
Do you like carrots?


Apples and bananas,
Oranges and lemons.
Do you like lemons?



Yes, I do!



No, I don't!

3b.  **Grammar secret. Look, read and guess. What does Mrs Read say? Что говорит миссис Рид?**



? Do you like carrots?

No, I don't.



Yes, I do.



4. Play “A guessing game”.

Model. A: Do you like carrots?

B: Yes, I do.

A: Do you like tomatoes?

B: No, I don't.

A: You're Bob.

B: Right!



Bob



Ted



Dan



Pam



Helen

Do you like

tomatoes?
apples?
potatoes?
oranges?
cucumbers?
carrots?
lemons?

Yes, I do.
No, I don't.

5a. Listen, read and learn the rhyme.

Yummy, yummy, yummy,
I like sweets in my tummy¹.
I like cakes, too.

¹ tummy – живот



Fish, I don't like you!



5b. 🗣️ Make up your rhyme and write it.

6. 🗣️ Ask your friend and write questions (see Picture dictionary).

Model. Do you like potatoes?

Lesson 5. Going to the shop.

1. 🖼️ Picture dictionary.



2. 🎧 🗣️ Letter secrets. Listen, read and answer.
What's the common sound?

Chocolate and cheese are for
chickens and children. **ch = [tʃ]**





Budgies don't like sausages. g = [dʒ]

3.  Listen, read and answer. What does the cat like? Что любит кошка? Act out.

I'm hungry. I've got some sausages. I've got some cheese. I've got some chicken. I've got some eggs. Yummy!

①



②



- Hello, Mike! How are you?
- I'm fine, thank you. And you?
- I'm OK.
- How's your mum?
- She's fine. Thanks.

③

Wow! I like sausages! I like cheese!
I like chicken! I like eggs! Yummy!



④



Oh, no! I haven't got any¹ sausages!
I haven't got any cheese!
I haven't got any chicken!
I haven't got any ... Susie!

¹ any – никаких

4.  Listen. Play “A shop” game. Поиграйте в игру «Магазин».

Liz: Have you got any apples?

Shop assistant: Yes, sure.

Liz: Six apples, please.

Shop assistant: Here you are.

Liz: Thank you. Have you got any milk?

Shop assistant: Yes, sure.

Liz: Milk, please.

Shop assistant: Here you are.

Liz: Thank you. Goodbye.

Shop assistant: Goodbye.



5.  Write sentences about the food in your fridge. Напиши предложения о еде в твоём холодильнике.

Model. 1. I've got some soup. 2. I haven't got any carrots.



Lesson 6. Seals eat ice cream.

1.   Letter secrets. Listen, read and answer. What's the common sound?

Seals eat ice cream. ea = [i:]





Do you see three green sweets
in the sea? ee = [i:]

2. Read the new words.



sleep



on a tree



feet



in the sea



cold



on a wheel



dream




an eel



hot



see

3a.  Listen, read and answer. What do the seals want to eat? What do they want to drink? Что тю-лени хотят есть? Что они хотят пить?

①



Three seals are sleeping on a tree.

Their feet are in the sea.¹

– Do you see three seals on the green tree,

With their feet in the sea?

– Yes, we do.

¹ Their feet are in the sea. – Их ноги в море.

– “Ee-ee-ee,” cries the little seal¹,
Looking at an eel,
Swimming on a wheel².
– “Look at my cold feet,”
Says the little seal.

②



③



“What? Cold feet? Eat
some meat
To help (помочь) your feet.”
“How (как) can meat help
my feet?
I want (хочу) a sweet!”

– “Great! Eat a sweet
To help your feet!”
– “Thank you, nice, kind
(добрый) eel!
How good I feel!”³”

④



¹cries the little seal – плачет маленький тюлень

²Swimming on a wheel – плывущего на колесе

³How good I feel! – Как хорошо я себя чувствую!

5



The seals are sleeping
in the sea,
And they are dreaming
a dream¹...

They are hungry. They

want ice cream.

– Oh, do they like ice cream?

– Yes, they do. They want to eat ice cream in
their dream.

The seals are cold sleeping
in the sea.

They are cold and they want
hot tea.²

– Do they want hot tea?

6



– Yes, they do. They want
hot tea in the cold-cold sea.

They feel good in the cold
sea

Drinking hot-hot tea.

7




¹ And they are dreaming a dream – и им снится сон...

² They are cold and they want hot tea. – Им холодно, и они хотят горячего чая.

3b. Choose a role and read the story.

4. Have a reading contest.

5.  Read and number the sentences in the correct order. Прочитай и пронумеруй предложения в правильном порядке.

Model. 1 – B.

- A. The little seal wants (хочет) a sweet to help his feet.
- B. Three seals are on a tree in the sea.
- C. The nice kind eel gives (даёт) a sweet to the seal.
- D. The seals want ice cream in a dream.
- E. The little seal sees an eel on a wheel.
- F. The seals feel good in the cold sea drinking hot tea.
- G. The seals are cold sleeping in the sea.
- H. The seals are cold in the sea and they want hot tea.

6.  Write pairs of rhyming words. Напиши пары рифмующихся слов.

seal	feel	tea
wheel	tree	see
eel	sea	

Lesson 7. At Peter's cafe.

1a.  Listen, read and answer. What does the chicken like? Что любит цыплёнок?

①



Welcome to the cafe! I've got fish, meat, tea, sausages and potatoes, bread and cheese. Boys and girls, come in, please!

Peter: Come in and sit down, please!

Chicken: Thank you, Peter.

Peter: Have some meat, please.

Yummy. M-m-m.

Chicken: Meat! No, thank you. I don't like meat. Yuck!

②



③



Chicken: I like bread. Have you got any bread?

Peter: Bread? Sure.

Peter: Your bread. Here you are.

Chicken: Thank you.

Peter: Oops! I'm sorry.¹

Chicken: Don't worry.² It's OK.

④



¹ I'm sorry. – Извини.

² Don't worry. – Не беспокойся.

1b. Choose a role and read the story.

1c. Read and number in the correct order.

Model. 1 – C.

- A. No, thank you. I don't like meat.
- B. Have you got any bread?
- C. I've got fish, meat, tea, sausages and potatoes, bread and cheese.
- D. Your bread. Here you are.
- E. Come in and sit down, please!

1d. Act out the story.

2a. Look and answer. What has Peter got on the menu? Что у Питера в меню?

Model. He's got fish.

Menu	
 Meat ... 4.00	 Bread ... 1.00
 Fish ... 3.00	 Cheese ... 2.00
 Sausages ... 3.00	 Tea ... 2.00
 Potatoes ... 1.00	 Coffee ... 2.00

2b. Look, read and count. How much is the bill?
Сколько стоит заказ?

You: Hello!

Peter: Hi! Come in, please. Sit down.

You: Thank you. Fish and potatoes, please.

Peter: Have some cheese. It's yummy.

You: OK. Fish, cheese and potatoes.

Peter: And to drink?

You: Have you got any coffee?

Peter: Yes, sure.

You: Fish, cheese, potatoes and coffee, please.

Peter: Here you are.

You: Thank you.

2c. Role play "At the cafe".

3. 🎨 Draw and write your menu.

Lesson 8. Help the chicken.

1a. 🎧 Listen and say the number.




3



4



1b.  Listen, read and answer. Why does the chicken run away? Почему убегает цыплёнок?

1

Peter: Welcome to the cafe. Come in. Sit down, please.

Fox: Thank you.

2

Peter: Have some lemons, please.

Fox: No, thank you. I don't like lemons.

Peter: Have some apples, please.

Fox: Apples? No, thank you. I don't like apples.

Peter: Have some bananas, please.

Fox: Bananas? I don't like bananas, thank you.

3

Fox: I like chicken. Have you got any chicken?

Peter: Chicken? Sorry, I haven't got any chicken.

4

Fox: Oh, I see a chicken. Thank you, Peter. Good-bye!

Chicken: Oh, no! Help! Help!

1c. Choose a role and read the story.

1d. Act out the story.

2a. Role play. “Treat the fox”.

Pupil: Hello, Fox! How are you?

Fox: I’m hungry (голодная).

Pupil: Have some meat, please.

Fox: Thank you. I like meat.

Pupil: Have some bananas, please.

Fox: No, thank you. I don’t like bananas.

2b.  Write your role play “Treat the fox”.



Lesson 9. Getting ready for a picnic.

1. Make up the poem “Yummy, yummy” about you.

2. Get ready for a picnic. Go to the shop. Make up dialogues (see Lesson 5, ex. 4).

3. Grammar secret.

it	they
a sausage cheese tea We eat it . We drink it .	sausages eggs carrots We eat them .

4a. Read and guess the riddles.

1. We drink it. It's brown. It's sweet¹.
2. We eat them. They're pink. They aren't sweet. Cats like them. Dogs like them.
3. We drink it. It's yellow. It's sweet.
4. We eat them. They're white and yellow.
5. It's got potatoes, carrots, meat and water. We eat it.
6. It's got sausages or meat, cucumbers, tomatoes and cheese. We eat it.

4b. Make up your riddles.
What have you got for the picnic? Что у тебя есть для пикника?



¹ sweet – сладкий

5. 📌 Make “A Picnic Basket”¹ project.

a. Draw a basket with food on a separate sheet of paper. – Нарисуй корзину с едой на отдельном листочке.

b. Write 3 riddles about the food in your basket (see ex. 4a). – Напиши 3 загадки о еде в твоей корзине (см. упр. 4a).

Lesson 10. On a picnic.

1. Present your projects.

A. Put your pictures on the board.

B. Tell the class your riddles about the picnic foods in your basket.


C. The class can choose one picnic food from your basket for the class picnic.

2. Talk to your classmate. Do you like or don't you like your class picnic? Тебе нравится или не нравится пикник твоего класса?

Model. I like cake. I don't like cheese.

¹“A Picnic Basket” – «Корзина для пикника»










3. 🎲 Play the board game.



UNIT 6. My home.

Lesson 1. What's this?

1. Picture dictionary.

 a house	 a table	 a bookcase	 a chair
 a bed	 a sofa	 a carpet	 an armchair
			a flat

2. Listen and say the chant.

What's this? – It's a house.

What's this? – It's a table.

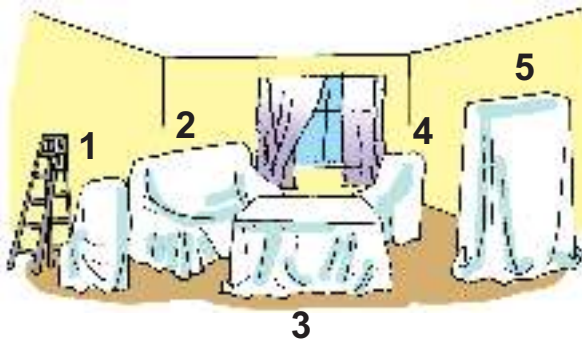
What's this? – It's a bookcase.

What's this? – It's a chair.

What's this? – It's a bed.
What's this? – It's a sofa.
What's this? – It's a carpet.
What's this? – It's an armchair.

3a. Look and guess. What can you see in Peter's house? Что ты видишь в доме Питера?

Model. A: One. What's this?
B: It's a chair.



3b.  Listen and check.

3c.  Write about Peter's house.

Model. 1. It's a chair.

4. Talk to a British friend about your house.

Model. Tim (Liz): Have you got a table?

You: Yes, I have.

Tim (Liz): What colour?

You: I've got a brown table.

Lesson 2. My room.

1. Picture dictionary.

 a mirror	 a lamp	 a computer
 a TV	 a telephone	 a desk

2. Letter secrets. Listen, read and answer. What's the common sound?



The brother likes the com-
puter. **er = [ə]**



The sister likes the mirror. **or = [ə]**

3. Play “A guessing game”.

Model 1. A: Have you got a sofa?

B: Yes, I have.

A: What colour?

B: Red.

A: Have you got an armchair?

B: No, I haven't.

A: Room number 2!

B: Right!



Model 2. **A:** I've got a red sofa and a green lamp.
I've got a yellow telephone and a green
armchair. I've got a green carpet.

B: Room number 3.

A: Right!

4. 🖋️ Write about your room. Напиши о своей комнате.

Model. I've got a bed. I haven't got a sofa.

a bed a sofa a table a bookcase a chair a lamp
an armchair a TV a computer a carpet

Lesson 3. Our classroom.

1. 🖼️ Picture dictionary.



2. 🎧 Listen and sing the song.

Point to the window.

Point to the door.

Point to the table.

Point to the floor.



Clap your hands together

One, two, three.



Turn around quickly.
What can you see?



I can see the window.
I can see the door.
I can see the table.
I can see the floor.



3a. Look at Mike's classroom and count.

Model. A: How many desks? – B: 4 desks.



3b. Play "A guessing game".

Model. A: It's brown. – B: Is it a desk?
A: No, it isn't. – B: Is it a bookcase?
A: Yes, it is.


3c. Play “A memory game”.

Model. They’ve got a bookcase. They’ve got a carpet.

4. Look at the picture (ex. 3a), read and complete the story.

Hi, Peter! Hello, Rose! Welcome to my classroom. Look. We’ve got ... desks and ... little chairs. They are grey. We’ve got ... big chair. We’ve got ... bookcase. It is brown. We’ve got ... blue sofa. We’ve got ... computers, but we haven’t got a TV. And we haven’t got a mirror. I like the carpet. It’s brown, blue and purple. This is my desk. Sit down, Peter! Sit down, Rose!

5a. Speak about your classroom.

5b.  Write sentences about your classroom. Add numbers. Напиши предложения о своей классной комнате. Добавь цифры.

1. We’ve got ... desks and ... little chairs.
2. We’ve got ... big chair(s).
3. We’ve got ... bookcase(s).
4. We’ve got ... sofa(s). / We haven’t got a sofa.
5. We’ve got ... computer(s). / We haven’t got a computer.

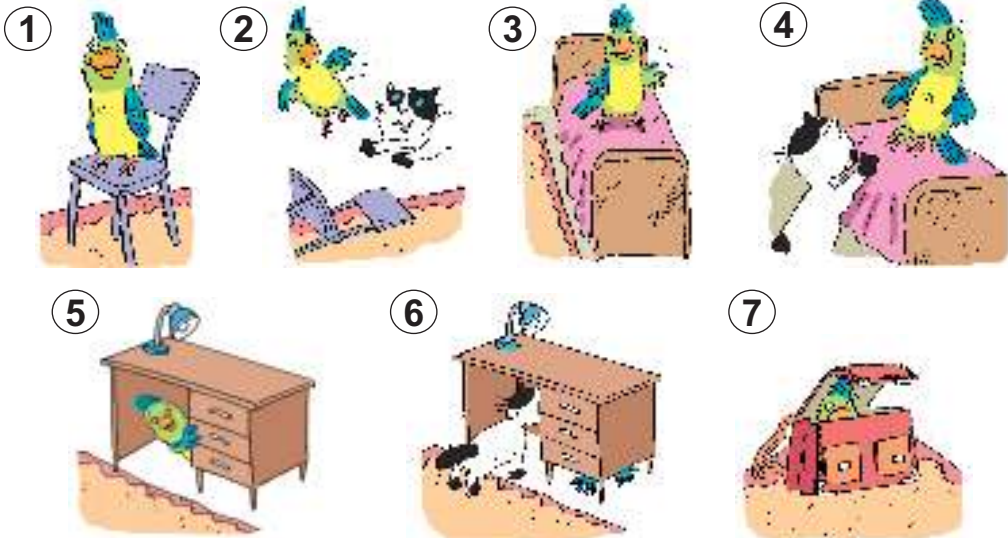
6. We've got ... TV(s). / We haven't got a TV.
 7. We've got ... mirror(s). / We haven't got a mirror.

Lesson 4. Peter and Susie.

1. 📖 Picture dictionary.



2a. 🎧 Listen and point.



8



9



10



2b.  Listen and point to the correct picture.

2c. Read and match with the correct picture.

- A. Susie is in the room, too.
- B. Peter is on the bed.
- C. Susie is in the bag.
- D. Peter is in the room.
- E. Susie is under the desk, too.
- F. Peter is on the bookcase
- G. Peter is under the desk.
- H. Susie is on the bed, too.
- I. Peter is in the bag.
- J. Miaow! Susie is ... not on the bookcase!

2d. Guess the picture.

Model. A: Where's Peter? – B: He's in the bag.
A: Picture 7. – B: Right!

3. Play “The last sentence” game. What have you got in your classroom? Что есть у вас в классе?

Model. We've got a table in our class.

we – our class

4. Play “A memory game”. Поиграйте в игру «Ты помнишь?»

What have you got on your desk?

on the window? on the floor? under the chair?

Model. We've got books on our desk.

5. ✎ Write about the classroom.

The table is (1) on the floor. The desks are (2) ... the floor too. The chairs are (3) ... the desks. We've got books (4) ... the desks. We've got books (5) ... the bookcase. The computer is (6) ... the desk. The vase is (7) ... the window. We've got a green, yellow and brown carpet (8) ... the floor. My classroom is nice.



Lesson 5. Where are my funny pets?

1. 🎧 Listen and say the chant.

Where's my little hare?
Look! Under the chair.
Where's my little fox?
Look! In the box.
Where's my little cat?
Look! On the bed.
Where's my little bear?
Look! On the chair.
Where's my English book?
It's here. Look!



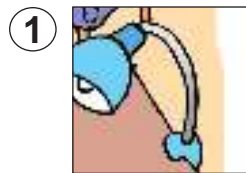
2a. Look and guess.

Model. A: Number 1. What's this?

B: It's a lamp.

A: Where's the lamp?

B: It's on the table.



2b. Look and check your guesses.

Model. A: The lamp is on the table. – **B:** Right!

2c. Read and find 3 mistakes.



I like my room. It's beautiful. I've got a brown and purple bed, a purple sofa, a purple armchair and a purple chair. I've got a brown table and a purple chair. I've got a brown table and a pink lamp on the table. I've got a grey TV and a brown bookcase. The TV is on the bookcase. The carpet on the floor is green, purple, brown and pink.

2d. Play "A memory game". Speak about the funny pets.

Model. A: The frog is on the bed.
B: Right!

2e. 📺 Write the sentences. Where are the pets?
Где домашние животные?

Model. 1. The cat is in the bookcase.

1. The cat is ... the bookcase.
2. The dog is ... the sofa.
3. The frog is ... the bed.
4. The rat is ... the armchair.
5. The rabbit is ... the table.

Lesson 6. Liz has got a new house.

1. 🎧 Listen, read and answer. Where do Liz and Mike hide? Где прячутся Майк и Лиз?

①



Mike: Is this your house, Liz?

Liz: Yes, it is.

Mike: Look! What's this? It's your bed!

②

Mike: Look! And a sofa! ... And a carpet on the sofa! And an armchair! ... And chairs!

Liz: We've got a new house!!!
Hooray!



Mike: Let's hide in the bookcase!
Dad: Liz! Mike! Where are you?
I can't see you.



④



③

Mike: Liz! Here! Come on!
Liz and Mike: Oh, no! Stop!
Stop! Help!!!

2. Play "Hide and seek". Поиграйте в прятки.

Model. A: I am ... – B: Under the table.

A: No, I'm not. / Yes, I am. – B: ...

3a. Liz's new room is in a mess. She asks her mum.
Новая комната Лиз в беспорядке. Она спрашивает маму.



Model. Liz: Where's my telephone? – Mum: It's on the floor.

Liz: Where are my apples? – Mum: They're in the bookcase.

3b. Make up true sentences.

The telephone		on the floor.
The chairs		in the bookcase
Susie		on the bookcase.
The books	is	under the window.
The computer	are	on the floor.
The apples		on the desk.
The lamp		under the desk.
The carpet		on the bed.

4a. Speak about the clean room.

Model. The telephone is in the bookcase.



4b. Write the sentences about the clean room.
Напиши предложения об убранной комнате.

The chair is (1) under the desk. The computer is (2) ... the desk. The lamp is (3) ... the desk. The books are (4) ... the bookcase. The telephone is (5) ... the bookcase. The carpet is (6) ... the floor. Susie is (7) ... the carpet.

Lesson 7. Is it Liz's or Mike's room?

1. Compare Liz's and Mike's rooms. How many differences can you find? Сколько различий вы можете найти?

Model. A: Liz has got a white door. – B: Mike has got a brown door.



2a. Read and answer. Who is speaking? Кто говорит?

I've got a big room. It's beautiful. I've got a brown bed. And I've got a brown table. I've got a big blue armchair and a blue bookcase. The door and the window are brown. I've got a blue and yellow carpet on the floor. I haven't got a computer. What a pity!¹ But I've got a big TV. I like my room!

2b. In pairs play "A snowball game" about Mike's room.

3a. Read, find 5 mistakes and write correct sentences about Liz's room.

Liz has got a green bed and three grey chairs. She's got a purple desk and a blue lamp. The computer and the telephone are black. She's got a grey bookcase. The door and the window are brown. Liz has got a blue and yellow carpet. Her room is nice.

3b. Correct the mistakes.

Model. She hasn't got three grey chairs. She's got two grey chairs.

¹ What a pity! – Как жаль!

4. Write the sentences.

Model. I've got a desk in my room.

1. ivegotadeskinmyroom
2. thedeskisblue
3. ivegotbooksonthedesk
4. ivegotpensonthedesk
5. mycatisunderthechair



Lesson 8. Armchair, Carpet and Char-the-Car.

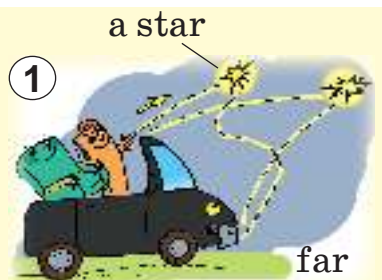
1. Letter secrets. Listen, read and answer. What's the common sound?

A carpet and an armchair are in a car. ar = [ɑ:]



2a. Listen, read and answer. Who goes to a far star?
Кто отправляется к далёкой звезде?

An armchair and a carpet
Are in a car –
They want to go far, far, far
To a nice, nice star.



②



Sam

“Hello, Armchair, and Carpet,
and Car,
I’m a cook, named Sam,
I can give you some apple jam.
Please, take me¹ far to a nice,
nice star.”

“Oh, sorry, Cook named Sam,
You can give us some apple jam.
But we can’t take you in the car
And go together (вместе) to a
nice, far star.”

③



“I’m a car, named Char².
I can go very far,
But you can’t sit in my little car
And fly to a nice star.”
“Instead³, you can stand on the bumper,”
“So, put on (надень) this good jumper.”

¹ Please, take me ... – Пожалуйста, возьмите меня (с собой)

² Char – древесный уголь, т.е. чёрный

³ Instead – вместо этого (“ea” читается как в слове “bread”)

“We’ll go zig-zag, zig-zag!
Let’s take (давайте возьмём) this star flag!”

④



a bumper



a jumper

zig-zag



flag

Armchair, Carpet and Char-
the-Car,
Sam-the-Cook in a jumper,
Standing on a big bumper
Start far to a nice, nice star...

⑤



start

2b.  Read aloud in pairs. Listen and check.

2c.  Write. True or false?

Model. 1 – F.

1. An armchair and a carpet want to go (хотят полететь) to a nice far star.
2. A cook named Sam gives them a jar with some apple jam.
3. Sam-the-Cook wants to go far to a nice far star.

4. Sam-the-Cook can't sit in the little Char-the-Car.
5. Sam-the-Cook stands on the bumper in a bad jumper.
6. Armchair, Carpet, Char-the-Car and Sam-the-Cook start far to a nice star.

2d. Perform at the Reader's Theatre.

3a. Complete the poem. Write the letters "a" or "ar". Закончи стихотворение. Напиши буквы «а» или «ar».

Model. 1 – Carpet.

Armchair, (1) C...pet and Char-the-Car
Go to a nice (2) f... star.


They (3) t...ke a beautiful jar
With some apple (4) j...m,
Made by a cook, (5) n...med Sam.

Armchair, Carpet and (6) Ch...-the-Car
Can't take the cook, named, (7) S...m
In their little (8) c... and go to a far (9) st... .

But Sam (10) st...nds on a bumper
In a good jumper.

3b. Read the poem.

Lesson 9. Magic Town.

1a.  Listen and answer. Who is speaking? Кто говорит?



Thumbelina



Robot



Teddy Bear

1b. Read and complete.

1. Hello! My name's I've got a house. It's big. I've got a bed in my house. It's brown. I've got a grey TV, an orange desk and a yellow chair in my room. My computer is on the desk. I've got a brown bookcase. I've got many books in the bookcase. And I've got a table in my house. I like my house.

2. Hello! My name's I've got a little house. I've got a red bed, a red table and three orange chairs. I like my little house.

3. Hi! My name's I've got a house. It's big. I've got a sofa. It's blue and yellow. I've got a bookcase. It's big and brown. I've got a brown table and a blue armchair. I've got a brown bed. I've got a carpet on the floor. It's orange, brown, blue and pink. My house is nice.

2. 🏠 Make a project “A house for my favourite character in Magic Town”.



Lillebror Gingerbread Man Alyonushka Pippi Chipollino

a. Choose a character and draw a house for him or her. Выбери героя и нарисуй для него или для неё дом.

b. Write about the character's house. Напиши о доме этого героя.

Lesson 10. Goldilocks.

1a. Look and answer (see ex. 2a). Who can you see in the pictures? What can you see in the pictures?

Кого ты видишь на картинках? Что ты видишь на картинках?

1b. Read the new words and footnotes.

2a.  Listen, read and answer. What does Goldilocks¹ see? What does Goldilocks like?

Goldilocks: What a nice house! It's got two little windows and a big door.



②



Goldilocks: Hello! Oh, a table and three chairs. I'm tired.² I want to sit a little.

③

Goldilocks: The big chair isn't good. The middle-sized³ chair isn't good. The little chair is fine. I like it.



¹ Goldilocks – Златовласка


² I'm tired. – Я устала.

³ middle-sized – среднего размера

④



a spoon



a plate

Goldilocks: And what's this? Three plates and three spoons. Oh, I'm hungry¹.

I don't like the soup in the big plate. And I don't like the soup in the middle-sized plate. I like the soup in the little plate. Yum, yum.

⑤



Goldilocks: What's in this room? Three beds. Great! I want to sleep a little.² I can't climb the big bed. And I can't climb the middle-sized bed. But I can climb the little bed.

I like it. And it's near³ the window.

Mummy bear: Look! What a mess⁴!

Daddy bear: Who's sat⁵ on my big chair?

¹ I'm hungry – я голодна

² I want to sleep a little. – Я хочу немножко поспать.

³ near – около

⁴ What a mess! – Какой беспорядок!

⁵ Who's sat...? – Кто сидел...?

⑥



Mummy bear: Who's sat on my middle-sized chair?

Little bear: Who's sat on my little chair?
Where's my soup?

Daddy bear: Who's slept¹
in my big bed?

Mummy bear: Who's slept
in my middle-sized bed?

Little bear: Who's slept
in my ...? Look! A girl!

Goldilocks: Goodbye, bears!

⑦



2b. Read and number the sentences in the correct order.

Model. 1 – C.

- A. Goldilocks sits on the little chair.
- B. She eats the soup in the little plate.
- C. Goldilocks sees a little house.
- D. She sees three plates and spoons on the table.

¹ Who's slept..? – Кто спал..?

- E. She sees three chairs in the house.
- F. Three bears are in the house.
- G. Goldilocks runs away.
- H. Goldilocks sees three beds.
- I. She can climb the little bed.
- J. The little bear sees Goldilocks in his bed.












3. Choose a role and read. Perform at the Reader's Theatre.

4. Act out the story.

UNIT 7. In the lesson.

Lesson 1. I'm a pupil.

1. Picture dictionary.

 a school	 an exercise-book	 a book	 a ruler
 a rubber	 a pencil-case	 a teacher	 a pupil
 a pencil	 a pen	 a bag	

2. Listen and say the chant.

Black, black, a black bag.
Red, red, a red ruler.
Grey, grey, a grey rubber.
And a pink pencil-case.



3. Count and say.

Model. He's got a red book, a green book and a purple book. He's got three books.

[s]



[z]



[ɪz]



4a. Describe and guess the picture. Work in pairs.

Model. A: A grey rubber, a green pen, a black ruler, a blue pencil-case.

B: Picture A.

A




B



C



4b.  Listen and guess. Which bag has Liz got?
Какой портфель у Лиз?

4c. Read and guess. Which bag has Alesya got?
Какой портфель у Алеси?

Hello! My name's Alesya. This is my bag. I've got a blue pencil-case. I've got a purple pen. I've got six pencils. I've got a white ruler. I've got a grey rubber. I'm a pupil! I like school!



4d. Speak about your bag. Listen to your class-mate and count school things. Who has got the biggest bag? У кого самый большой портфель?

5.  Write about Liz and Mike.

Model. She's got a red book.
He's got a red pen.



Lesson 2. Can you give me a pencil?

1a.  Listen, read and answer. Who's got the school things? У кого школьные принадлежности?

Mike: Liz, I haven't got a pen. I haven't got a pencil. I haven't got a ruler. And I haven't got a rubber. Where's my pen? Where's my pencil? Where's my ruler? Where's my rubber?



Liz: Mike, look at Peter! He's got your pen and your pencil! And he's got your ruler and your rubber!

Mike: Peter, have you got my pen?

Peter: Yes! ... No, I haven't.

1b. Choose a role and read the story.

1c. Act out the story.

2a.  Listen and say the chant.

– Can you give me a pencil?

– A pencil?




- Yes, a pencil.
- Sure, here you are.
- Thank you, thank you.

- Can you give me a ruler?
- A ruler?
- Yes, a ruler.
- I haven't got a ruler. I'm sorry.
I'm sorry.
- Don't worry. It's OK.



2b. Role play.





3.  Write. What does Rose say? Что говорит Роза?

Model. I've got four pens.



Lesson 3. Susie is a pupil.

1a.   Letter secrets. Listen, read and answer.
What's the common sound?

Susie is a pupil. **u = [ju:]**

But: [u:] ruler, blue.





u

[ju:]	[ʌ]						
p u p i l	r u n	p u p p y					
<table border="1"><tr><td>u</td><td>i</td></tr></table>	u	i	<table border="1"><tr><td>u</td></tr></table>	u	<table border="1"><tr><td>u</td><td>y</td></tr></table>	u	y
u	i						
u							
u	y						

Susie
computer
cucumber

rubber
jump
under

1b.   Letter secrets. Listen, read and answer.
What's the common sound?

He's Peter, she's Eva. **e = [i:]**




Ten pencils are in the pencil-
case. **e = [e]**

e

[i:]

P e t e r



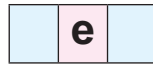
Steve

Eva

he

[e]

p e n



ten

red

egg

p e n c i l



2a. Read the new words.



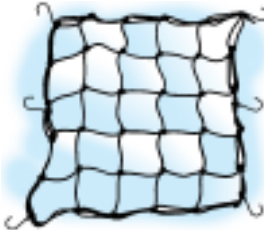
use the computer



the sun



lunch



a net



a plum



Sue

Jena

Leo

2b.  Listen, read and answer. Why is Chuck an unusual puppy? Почему Чак необычный щенок?

Chuck is a puppy. His sisters Jena and Sue are pupils. His brother Leo is a pupil, too. Chuck isn't a pupil. He can run and jump but he can't read. He can't use the computer.



“Mum, I want to go to school. School is fun!”
Chuck is a pupil. He's got a bag, a pen, ten pencils, a ruler and a rubber. He runs to school.



Suddenly¹ Chuck sees a plum tree. He's hungry. Lunch time! He sits under the tree and eats some blue plums. He likes them very much. Yummy!

Chuck looks at the sun: “Oh, no! I'm late!”
He jumps up and runs. Oh, he can't see the net!
He's stuck!²
“Help! Help!”

¹ Suddenly – вдруг

² He's stuck. – Он застрял.



Jena, Sue and Leo run to Chuck and help him get out of¹ the net.

“Thank you very much!”

2c.  Read aloud in pairs. Listen and check.

2d. Perform at the Reader’s Theatre.

2e. True or false?

Model. 1 – F.

1. Chuck has got three sisters.
2. He can run and jump.
3. He can use the computer.
4. He’s got ten pens.
5. Chuck sits under the plum tree.
6. Chuck likes the red plums.

3.  Complete the sentences about you.

1. I’ve got ... pens and ... pencils.
2. I’ve got a ... ruler and a ... rubber.
3. I can run and
4. I ... use the computer.
5. I help my

¹ get out of – выбраться из

Lesson 4. Is it near the board?

1. 🎧 Listen and sing the song.

Put¹ your pencil in the bag!
In the bag, in the bag!
Put your pencil in the bag!
Put it in the bag!




Take² your bag and go to school!
Go to school, go to school!
Take your bag and go to school!
Say goodbye to Mum!

2. 🖼️ Picture dictionary.

		
near	the board	a desk

¹ Put – положи

² Take – возьми

3a.  Listen and answer. Who's the new pupil?
Кто новый ученик?



1. – Look! A rat is in the bag!

2. – It's on the table!



3. – It's under the table!



4. – It's near the table!



5. **Mrs Read:** Ah! What's this? Oh, it's you, Rose.

Mike: We've got a new pupil!



3b. Read and answer. Where's Rose? Где Роуз?

3c. Choose a role and read the story.

4a. Speak to your classmate. Where are Nikita's school things? Где школьные принадлежности Никиты?

Model. A: Where's the pencil-case? – B: It's on the desk.



4b. Play “A guessing game”. What is it?

Is it
 on the desk?
 in the bag?
 under the desk?
 on the board?
 on the chair?
 near the chair?
 near the bookcase?

Yes, it is.
 No, it isn't.

It's a ...!

5. Write 5 sentences.

Model. 1. The pencil is on the bag.

1



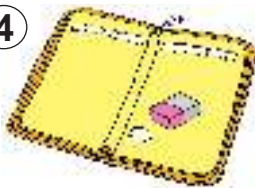
2



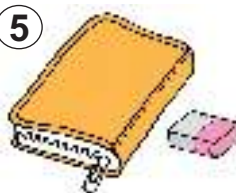
3



4



5



6



Lesson 5. In the classroom.

1. Listen and sing a song.

I'm a pupil,
You're a pupil,
He's a pupil, too.



She's a pupil,
We're pupils,
They're pupils, too.



2. Grammar secret.

I'm = I am
You're = You are
He's = He is
She's = She is
It's = It is

We're = We are
You're = You are
They're = They are

3. Fill in am / is / are.

My name (1) ... Mrs Read. I (2) ... a teacher.
This (3) ... my school. It (4) ... very big. I've got
twenty pupils in my class.
They (5) ... nice.
I (6) ... Mike and this (7) ...
Liz. We (8) ... pupils.
We like school. It (9) ...
super! We (10) ... happy.



4a. Liz and Mike draw a funny classroom. Match the questions to the answers.

Model. 1 – C.

1. Where's the mirror?
2. Where's Liz?
3. Where are the books?
4. Where are the chairs?



- A. They're on the desks.
- B. She's in the bookcase.
- C. It's on the board.
- D. They're near the door.

4b. Work in pairs. Ask and answer more questions.

4c. Play "A memory game". Describe the classroom.

Model. The board is on the wall. The exercise-books are on the floor.

the board the exercise-books
the chairs the books
the bookcase the mirror the pupils
the teacher Liz Mike

5a. Speak about your classroom.

Model. The teacher is near the board. The books are on the desks.

The teacher		on the chairs.
The pupils		on the desks.
The books		near the window.
The bookcase	is	on the wall.
The board	are	on the floor.
The desks		near the board.
The mirror		near the desks.
The bags		in the bookcase.

5b. Write about your classroom and your school things.

Model. The teacher is near the board. My desk is near the wall. My pen is on the desk. My books are in the bag. ...

Lesson 6. At the rat school.

1a. Look at the picture (page 70) and speak about it.

Model. One rat is under the desk.
The pencils are on the desks.

1b.  Listen, read and answer. Why do the rats run? Почему крысы убегают?



Liz: Look! What's this?

Mike: What can you see?

Liz: I can see desks: one, two, three ... six desks.

Mike: I can see exercise-books and pencils on the desks.

Liz: I can see a bookcase near the window.

Mike: I can see a big rat near the board!

Liz: The rat is the teacher! Oh, it's a school!

Mike: Let me see. One rat, two, three... One rat is under the desk. One rat is in the bag. One rat is near the door.

Teacher: Hello, pupils!

Rats: Hello!

Teacher: Look at the board. Say the letters:
C-A-T.

Rats: C-A-T.

Teacher: Good. What's this?

Cat: Miaow!

Rats: Can we go out, please?

Teacher: Yes, please. It's a cat! Run!

1c. Choose a role and read the story.

1d. Who is speaking?

1. Hello, pupils!
2. The rat is the teacher!
3. I can see exercise-books and pencils on the desks.
4. Look at the board.
5. One rat is under the desk.
6. It's a cat! Run!
7. Oh, it's a school!
8. Say the letters: C-A-T.
9. I can see desks.
10. One rat is near the door.

1e. Act out the story.

2.  Look at the rat school. Complete and write the sentences.

Model. 1. The teacher is near the board.

1. The teacher is
2. The exercise-books are
3. The bookcase is
4. The cat is
5. The pencils are
6. The desks are
7. The board is

Lesson 7. School rules.

1.  Listen and say the chant.

Stand up!

Sit down!

Speak English!

OK!

Listen!

Read!

Write!

Draw!

OK!

Open your book!

Close your book!

Oh, no!



2a. Look, read and complete the sentences.

1. Don't eat, Mike!


2. Don't ..., Liz!

3. Don't jump, ...!

4. Don't run, ...!

5. Don't hide, ...!

6. Don't ..., Ted!



2b. 🎧 Listen and check.

3. Read and match the sentences to the pictures.

Model. 1 – H.


1. Go to the table.

2. Take a pen.

3. Write “school” in your exercise-book.

4. Put the pen in your bag.

5. Go to the board.
6. Draw a cat on the board.
7. Open the door.
8. Close the door.



4a. Can you speak English in your English lesson?
 Match the questions with the answers. Сочтнеси
 вопросы и ответы.

<ol style="list-style-type: none"> 1. I'm sorry I'm late. Can I go to my seat? 2. Can you help me, please? 3. Can you give me a pen, please? 4. Can I go out? 	<ol style="list-style-type: none"> A. Sure, here you are. B. Yes, please. C. Yes, please. D. Sure, what's the problem?
---	--

4b.  Listen and repeat.

4c. Close your books and act out.

5a. Speak about you. What do you do in the lessons?
Что вы делаете на уроках?

Model. We read in the lessons.

run swim read play speak draw write jump
dance sing hide listen sleep eat drink fly

5b.  Write 5 sentences about your lessons.



Lesson 8. Ron and Bonny.

1.   Letter secrets. Listen, read and answer.
What's the common sound?

Look! A cook is on the book. oo = [ʊ]



A cool room is in the school. oo = [u:]

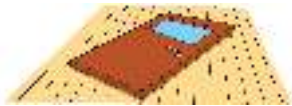
oo

[ʊ]

cook
look
good

[u:]

room
school
cool



A door is on the floor. oor = [ɔ:]

2a. Look at the picture. Choose the words and complete the story.

Hello! My name's Ron. I'm a (1. cook / book). I've got a (2. fox / dog), Bonny. She's a (3. long / good) dog. We're at (4. home / school). Look! Bonny is in the (5. room / bookcase). She's on the (6. door / floor).



“Ding-dong!” says the doorbell.
Is it my brother Joe? No.

Is it my sister Lolly? No.

Is it my friend Mr Brook? No.

“Bonny, (7. go / stop) to the door! Open (8. the floor / the door!)”



“Woof! Woof!” What’s this? Bonny sees a (9. nose / box) and stops. The box is on the (10. floor / room).

“Bonny, (11. open / close) the box!”


Bonny opens (12. the door / the box). Wow! She sees hot (13. frogs / dogs). She likes hot dogs. Yummy!

“Bonny! (14. Stop! / Open!) Don’t eat the (15. book / box!)”

2b.  Read in pairs. Listen and check.

2c. Perform at the Reader’s Theatre.

3. 🎲 Play the board game.

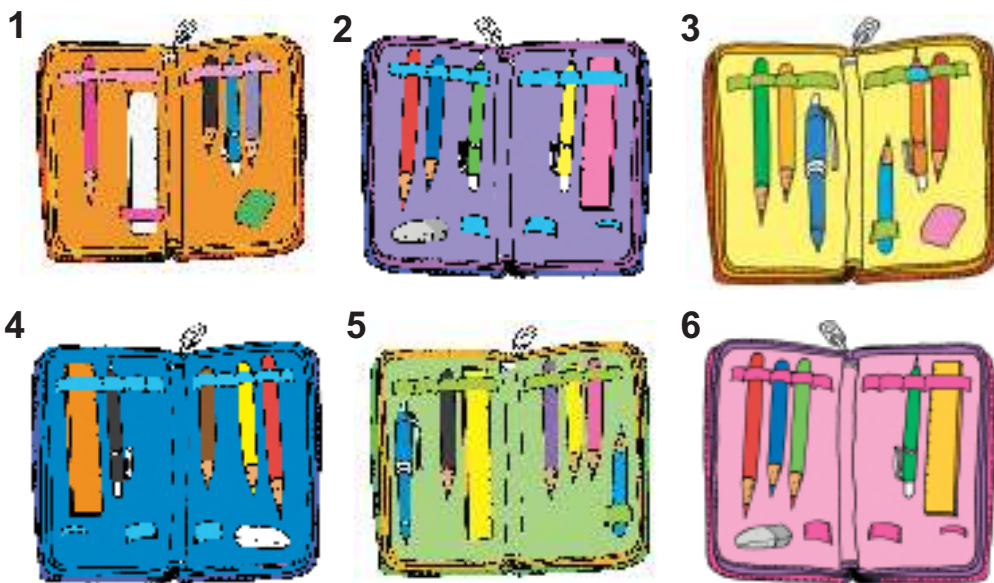
START	②	③	④
Stand up!	Go to number 3!	Read 'Ron and Bonny'.	Go to the board! Draw a bag!
①			⑤
Count from 1 to 20!	Write 'a pen'!	Read 'Chuck the Puppy'.	Go to number 7!
⑨	⑧	⑦	⑥
Speak about your English lesson.			
⑩	⑫	⑬	⑭
Go to the door! Open the door!	Sing a song!	Speak about your pencil-case.	Jump to the door!
⑪			⑮
⑲	⑱	⑰	Count from 10 to 1.
Say a chant!	Write 'a pencil'!	Speak about your bag.	Run to the board!
FINISH	⑯		

Lesson 9. I'm in Class 3 "A".

1. Play "A guessing game". Which pencil-case is it? Какой это пенал?

Model. A: I've got a yellow ruler. I've got five pencils. I've got a blue pen.

B: Number five!



2a. Read Mike's project "I'm a pupil" and answer. What is the mistake in the picture? Какая ошибка на картинке?

Hi! My name's Mike. I'm eight. I'm a pupil. I'm in class 3 "A". I can read. I can write. I can speak English.



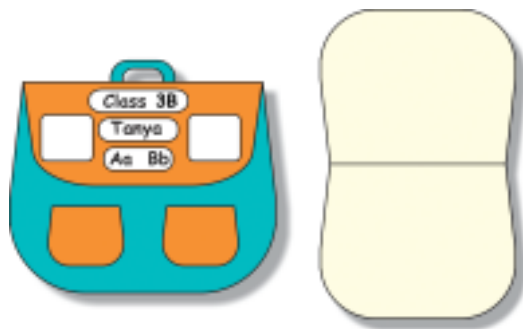
I've got a bag. It's blue. I've got a pink pencil-case. I've got two pens, a purple pen and a green pen. I've got ten pencils. I've got a grey rubber and a red ruler. I like school!

2b. Answer the questions.

1. How old is Mike? 2. What class is he in?
3. What can he do? 4. What colour is his bag?
5. How many pens has he got? 6. How many pencils has he got? 7. What colour is his rubber?

3. Do the project "I'm a pupil". Сделай проект «Я – ученик».


- Draw your bag and pencil-case.
- Write about you.



Help box

I'm
My name's
I can
I've got
I like

Lesson 10. Animal school.

1a.  Look, listen and answer. What does Frog give to his friends? Is Frog a good pupil? Что лягушонок даёт друзьям? Он хороший ученик?



Frog: Hooray! I'm a pupil! I can read, I can write, I can draw.

Animals: What have you got?

Frog: I've got a pen, a pencil, a ruler and a rubber.


Monkey: Hello!

Frog: Hi!

Monkey: I haven't got a pen. Can you give me a pen, please?

Frog: Sure, here you are.

Monkey: Thank you.



③



Rabbit: Hi!

Frog: Hello!

Rabbit: I haven't got a ruler. Can you give me a ruler, please?

Frog: Sure, here you are.

Rabbit: Thank you.

Snake: S-s-s. Hello, Frog! I haven't got a pencil. Can you give me a pencil, please?



Frog: Sure, here you are.

Snake: Thank you.

Bee: Z-z-z. I haven't got a rubber.
Can you give me a rubber, please?

Frog: Sure, here you are.

Bee: Thank you.

5



6



Teacher: Hello, pupils! Sit down.
Open your exercise-books. Take
your pencils and draw your school.

Frog: Oh, I haven't got a pencil.
I haven't got a pen. I haven't got
a ruler. I haven't got a rubber.

Monkey: Hello, Frog! Here's your pen. Thank
you very much.

Rabbit: Here's your ruler. Thank you very much.

Snake: Here's your pencil. Thank you very much.

Bee: Here's your rubber. Thank you very much.

Monkey: Here's a banana.


Frog: Thank you very much!

7



1b. 🎧 Listen and point to the pictures.

1c. Read and match the pictures to the sentences.
Who says it? Кто это говорит?



1. I haven't got a rubber.
2. Here's a banana.
3. Can you give me a pencil, please?
4. Here's your ruler.
5. Take your pencils and draw your school.
6. Sure, here you are.
7. Thank you very much.

2. Choose a role and read the story.

3. Act out the story.










4. 📝 Write about the animals.

Model. 1. The rabbit has got a ruler **but** he hasn't got a rubber.

UNIT 8. Seasons.

Lesson 1. The Time Machine.

1. 📷 Picture dictionary.

sunny 	hot 	warm 	cold 
cloudy 	foggy 	windy 	
rainy 	snowy 		

2a. 📷 Listen, read and answer. What's the weather like? Why? Какая погода? Почему?

Mike: Hi, Liz! Let's go for a walk.

Liz: OK. It's sunny!

Mike: Yes, it's hot.



2



Liz: It isn't hot. It's warm.
Mike: And it's cloudy.

3



Liz: Oh, it's rainy.
Mike: Yes, it is. And it's windy.

4



Liz: Br-r-r! It's cold.
Mike: Wow, it's snowy!

5



Liz: It's foggy. I can't see you.
Mike: I'm here. Look!

6



Liz: What's this?
Mike: It's a Time Machine!
All: Peter! Don't touch¹ it!

2b. Choose a role and read the story.

¹ touch – трогать

3a.  Listen and point to the correct picture.



3b. Read and guess the country.

1. It's cloudy and snowy. It's cold. It's -3 in
2. It's sunny and cloudy. It's warm. It's 19 in
3. It's snowy and windy. It's very cold. It's -16 in
4. It's cold and snowy. It's -12 in

5. It's warm and rainy. It's foggy. It's 13 in


6. It's cold. It's cloudy and rainy. It's 7 in

7. It's hot and sunny. It's 28 in

3c. Speak in pairs. Make up your weather forecast for different countries. Составь свой прогноз погоды для разных стран.

4. 🖋️ Write about the weather.

Model. 1. It's warm.



Lesson 2. What's the weather like today?¹

1. 🎧 Listen and say the chant.

What's the weather like today?
Is it sunny?
Yes, it is. It's very hot.



What's the weather like today? Is it windy?
No, it isn't. But it's very cold.

2. 🗨️ Grammar secret.

It's sunny. = It **is** sunny.

Is it sunny? – Yes, it **is**. / No, it **isn't**.

It **isn't** sunny. = It **is not** sunny.

it's = it is

isn't = is not

3. Play “A guessing game”.

Model. A: Is it windy?
B: No, it isn't.
A: Is it foggy?
B: Yes, it is.



¹ What's the weather like today? – Какая сегодня погода?

**4. Choose and read the sentences about the picture.
Выбери и прочитай предложения о картинке.**

1. It's warm. / It isn't warm.
2. It's sunny. / It isn't sunny.
3. It's windy. / It isn't windy.
4. It's rainy. / It isn't rainy.
5. I go for walk. I see a cat. It's big. / It isn't big.
6. It's a little kitten. / It isn't a little kitten.
7. It's grey. / It isn't grey.
8. I like it. It's nice. / It isn't nice.



5. Look outside. What's the weather like today?

6.  Look at the pictures. Correct the mistakes and write the sentences.

Model. 1. It isn't hot. It's cold.




1. It's hot.
2. It's foggy.
3. It's warm.
4. It's cloudy.
5. It's windy.
6. It's cold.



Lesson 3. Autumn, winter, spring and summer.

1. 📖 Picture dictionary.

Seasons

			
autumn	winter	spring	summer

2. 🎧 Listen, read and answer. What season does Liz like? Какая пора года нравится Лиз?

Liz: Oh! It's rainy and foggy. ①

It's cold.

Mike: It's autumn.

Liz: I don't like autumn.

Let's fly away.¹



②



Liz: It's snowy. Brr... it's very cold.


Mike: It's winter.

Liz: I don't like winter.

Let's fly away.

¹ Let's fly away. – Давай улетим.

Liz: It's warm. It's windy.
Mike: It's spring.
Liz: I don't like spring.
Let's fly away.



Liz: It's hot. It's sunny. Oh!
I like it!
Mike: It's summer. Let's swim!
Liz: Look! Crocodiles! Let's fly
away!

3.  Say the rhyme.

Spring is green,
Summer is bright,
Autumn is yellow,
Winter is white.



4. Speak about you.

Model. I like autumn. It's beautiful. But I don't like winter. It's cold and snowy.

5a. Read and guess. What season is it? Какая это пора года?

It's rainy. It's foggy. It's cloudy.
It's windy. It's ...

5b. Make up your riddle about a season.



6. Write the words.

Model. Spring, ...

Spring cold snow y summer winter rainy autumn hot

Lesson 4. I can fly in the sky.

1. Letter secrets. Listen, read and answer.
What's the common sound?



I can fly. Bye-bye! y = [aɪ]

It's cloudy and rainy. y = [ɪ]



y

[aɪ]	[ɪ]	[j]											
m y	c l o u d y	y e s											
<table border="1"><tr><td></td><td>y</td></tr></table>		y	<table border="1"><tr><td></td><td></td><td>o</td><td>u</td><td></td><td>y</td></tr></table>			o	u		y	<table border="1"><tr><td>y</td><td>e</td><td></td></tr></table>	y	e	
	y												
		o	u		y								
y	e												
fly sky bye	rainy windy snowy	yellow yummy you											

2.   Letter secrets. Listen, read and answer. What's the common sound?

A mouse is on the cloud. **ou = [au]**

But: soup [u:]




3a. Read the words.



cry



sky

3b.  Listen, read and answer. Why is the mouse silly? Почему мышонок глупый?



Bounty is a little mouse. She's got a little house. Her house is good. Look! It's cloudy and rainy. Bounty sees two yellow ducks, Polly and Molly.

– You're lucky! You can fly but I can't. I'm not happy. Can you help me to fly?

– Yes, we can. Don't cry! But it's rainy. Let's fly on a sunny day.

On Tuesday it's rainy. Don't cry, Bounty!

On Wednesday it's rainy and windy. Don't cry, Bounty!

On Thursday it's rainy, windy and cloudy.
Don't cry, Bounty!

On Friday it's rainy, windy, cloudy and foggy.
Don't cry, Bounty!

On Saturday it's rainy, windy, cloudy and
cold. Don't cry, Bounty!

On Sunday Bounty looks at the sky. It isn't
rainy. It isn't windy. It isn't cloudy. It isn't
foggy. It isn't cold. It's sunny!

– Polly! Molly! Look at the sky! It's sunny!

– OK, let's fly!



Bounty puts a stick into her mouth. Polly and
Molly take the stick and ... they fly! Look!
Bounty is in the sky! She's happy! She opens
her mouth.



- I can fly! Goodbye!
- Goodbye, Bounty! You're funny!

3c. Put the sentences in the correct order.

Model. 1 – E.

- A. Polly and Molly are yellow ducks.
- B. Goodbye, Bounty!
- C. Bounty is in the sky.
- D. It's sunny.
- E. Bounty is a little mouse.
- F. She's got a little house.
- G. Polly and Molly help Bounty to fly.
- H. It's cloudy and rainy.
- I. She opens her mouth.

3d.  Read the story in pairs. Listen and check.

3e. Perform at the Reader's Theatre.

Lesson 5. We can ski in winter.

1. Picture dictionary.

		
play football	play volleyball	play tennis
		
play ice-hockey	play badminton	play basketball
		
play snowballs	skate	ski

2a. Read and match the pictures to the sentences.

Model. Number 1 is Pat. She can play volleyball.

David can play football.

Pat can play volleyball.

Nick can play badminton.

①





Sam can play snowballs.
 Ben can play basketball.
 Nelly can play tennis.
 Fred can skate.
 Kitty can ski.
 Harry can play ice-hockey.



2b.  Listen and check.

2c. Play “A guessing game”.

Model. A: Can you ski?
 B: No, I can't.
 A: Can you play tennis?
 B: Yes, I can.
 A: You're Nelly.
 B: Right.

3. Play “The last sentence” game.

Model. I can ski in winter.

I can	ski	in summer.
	swim	in autumn.
	play basketball	in winter.
	play ice-hockey	in spring.

4. Look and say. What can they do? Что они умеют делать?







- Model.** 1. They can play snowballs.
2. She can skate.
3. They can ski.



5a. Look at the chart and make up sentences. Use and, or, but.

- Model.** Liz can skate **and** ski.
Eva can't play volleyball **or** basketball.

Mike can play football **but** he can't play ice-hockey.

	Liz	Eva	Mike	Ben
	✓	✓	✗	
	✓			✗
		✗		✗
		✗	✓	
	✗		✓	✓
	✗		✗	✓

5b.  Write true sentences about your family. Use and, or, but.

I My mum My dad My sister
My brother My granny My grandad My pet

Lesson 6. What can you do in spring?

1a.  Listen and point to the pictures.

What can you do in spring?

What can you do?

What can you do?

I can dance and sing. And you?



What can you do in summer?

What can you do?

What can you do?

I can swim. And you?

What can you do in autumn?

What can you do?

What can you do?

I can go for a walk. And you?



What can you do in winter?

What can you do?

What can you do?

I can skate and ski. And you?

1b. Say the chant.

100

2. Look and speak about seasons.

Model. A: What can you do in summer?

B: I can play badminton in summer.



3. Read and correct three mistakes.

1. It's summer. It's hot and snowy. We can swim in summer.
2. I like autumn. It's windy and rainy. We can play snowballs in autumn.
3. I like spring. It's warm and sunny. We can ski and skate in spring.



4. Speak about you. What seasons do you like? Какие времена года ты любишь?

Model. I like winter. It's cold and snowy. I can play ice-hockey in winter. I can ski and play snowballs.



5. Write about seasons.

Model. I like autumn. I can play football in autumn.



Lesson 7. Can you play ice-hockey?

1. Letter secrets. Listen, read and answer. What's the common sound?


A black chicken can play ice-hockey. **ck = [k]**



2a. Read the words.



pack



hockey stick



rock



clock




brick



snack



breadstick

2b.  Listen, read and answer. Which picture is the odd one? Какая картинка лишняя?



This is Mrs Tuck. She says:
“Cluck! Cluck! Cluck!”
She’s got two chicks, Rick
and Nick.

“Hello, Rick!”, says his big
Brother Nick. “Take this pack.”
“Is it a snack?”



“No, it’s a puck. And a stick.”
Rick is happy. “Thanks, Brother
Nick!”

He plays ice-hockey near the
rock.
He plays ice-hockey round the
clock¹.



¹ round the clock – круглые сутки

“Tick-tock! Tick-tock!” says the clock.
Rick sits on the bricks and eats
some breadsticks.




2c.  Read in pairs. Listen and check.

2d. Perform at the Reader’s Theatre.

3.   Letter secrets.

I sing in spring “Ding-dong!
Ding-ding!” **ng = [ŋ]**



4a.  Listen, read and answer. What can the king do? Что король умеет делать?

This is a king¹. He’s got a ring².
He goes to Hong Kong to play ping-pong³.
His way is long⁴. He sings a song.
Bluebells sing along⁵: “Ding-dong! Ding-dong!”

1 king – король

2 ring – кольцо

3 ping-pong – настольный теннис

4 His way is long. – Путь его долгий.

5 Bluebells sing along – Колокольчики подпевают

When the king sings, he gets two wings¹.
His wings are strong². He can fly to Hong Kong!
What a beautiful thing³ – bluebells in spring!
“Ding-dong! Ding-dong!” they sing to the king.



4b.  Read the poem in pairs. Listen and check.

4c. Perform at the Reader's Theatre.

Lesson 8. Let's play football.

1.  Listen and sing the song.

It's a hot summer day⁴.
Let me see⁵, let me see.



¹ wings – крылья

² strong – сильные

³ What a beautiful thing – как красиво

⁴ day – день

⁵ Let me see – дай подумать

We can swim, we can run,
You and me, you and me.



It's a foggy autumn day.
Let me see, let me see.
We can play, we can hide,
You and me, you and me.

It's a cold winter day.
Let me see, let me see.
We can skate, we can ski,
You and me, you and me.



It's a windy spring day.
Let me see, let me see.
We can dance, we can sing,
You and me, you and me.

2a.  Listen, read and answer. What does Liz like?
Что нравится Лиз?

Mike: Hi, Liz!
Liz: Hi, Mike.
Mike: How are you?
Liz: I'm sad¹.



¹sad – грустная

Mike: Let's play volleyball.

Liz: M-m-m...

Mike: Let's play football.

Liz: No, thank you. I don't like football.

Mike: Let's go for a walk.

Liz: Sorry, I can't.

Mike: Let's have some ice cream.

Liz: That's a good idea!¹
I like ice cream!



2b. Choose a role and read.

3. Role play.

Model. A: It's warm and sunny. Let's play tennis!

B: No, thank you.

A: Let's go for a walk!

B: That's a good idea!



A:

It's ...	hot	sunny	warm	windy	foggy
	rainy	snowy	cloudy	cold	

¹ That's a good idea! – Это хорошая идея!

Let's	read a book! play football! play snowballs! draw! go for a walk! dance!
-------	---

B:

Sorry, I can't. No, thank you.	That's a good idea! OK.
-----------------------------------	----------------------------

4. Write.

Model. 1. It's snowy. Let's go for a walk!

1. Itssnowyletsgoforawalk
2. Itshotletsswim
3. Itswarmletspplaybadminton
4. Itscoldletspplayicehockey
5. Itssunnyletsgoforawalk

Lesson 9. What's your favourite season?

1a. Look and say. What can Peter do in spring, summer, autumn and winter? Что Питер может делать весной, летом, осенью и зимой?



1b. Read and check.

Spring. In spring it's warm and sunny. I can go for a walk and play football in spring.

Summer. In summer it's hot and sunny. I don't go to school. I can swim in summer.

Autumn. In autumn it's cloudy, foggy and rainy. I like the trees in autumn. They're red, yellow and brown.

Winter. In winter it's cold and windy. I can ski. We have Christmas¹ in winter. It's fun!

My favourite season is summer.

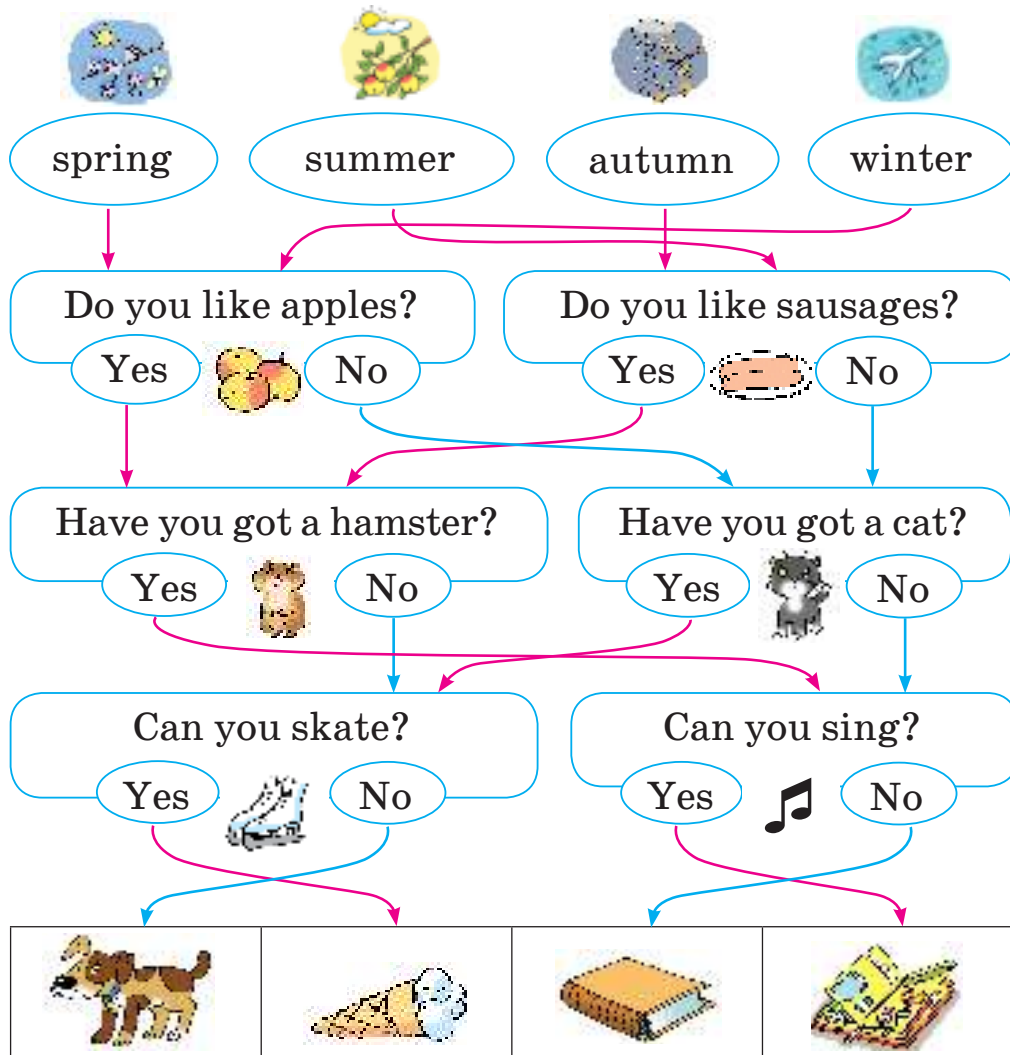
1c. 🎧 Listen and answer. What mistake does Peter make? Какую ошибку сделал Питер?

¹Christmas – Рождество

2. 📄 Do the project “My seasons tree”. Сделай проект «Дерево сезонов».

3. 🎲 Play the boardgame.

What's your favourite season?



Lesson 10. The Ugly Duckling.

1. Look and answer. Who can you see in the pictures? What can you see in the pictures?
Кого ты видишь на картинках? Что ты видишь на картинках?

2.  Listen, read and answer. Who likes the Ugly Duckling? Кому нравится Гадкий Утёнок?


1

It's summer. It's hot and sunny. Look at the duck. She has five eggs in the nest¹: four little eggs and one big egg. Crack! Crack! Crack! Four little ducklings! Crack! Oh! What a big duckling!



Mum: Let's go to the water! Let's swim and play!

¹ nest – гнездо



Ducklings: Wow! It's fun!

Mum: Let's go to the farm¹!

Big ducks: What beautiful little ducklings!
What an ugly big duckling!

The little ducklings play on the farm.

Ugly Duckling: Let's play together²!

Ducklings: You're an ugly big duckling!
We don't like you! Goodbye!

Ugly Duckling: Hello, Rabbits! Let's play together!

Rabbits: You're an ugly big duckling! We don't like you! Goodbye!

2

It's autumn. It's windy and rainy. The ugly duckling is cold.

Ugly Duckling: Hello, Dog! Can I go into your house?

¹ farm – ферма

² together – вместе

Dog: No, you can't! You're an ugly big duckling! I don't like you! Goodbye! It's winter. It's very cold and snowy.



Man: Oh! Hello, duckling! You're cold! I've got a big house. Come in, please!



Ugly Duckling: I like the house. It's nice and warm. Let's play, children!

Children: You're an ugly big duckling! We don't like you! Goodbye!

3

It's spring. It's warm.

Ugly Duckling: What beautiful birds¹! They can fly!

Swans: Hello! How are you?

Ugly Duckling: I'm fine, thanks.

Swans: Let's fly!

Ugly Duckling: What? I'm an ugly big duckling...

¹birds – птицы

Swans: Look into the water!

Ugly Duckling: Oh, I'm not an ugly big duckling! I'm... I'm...

Swans: You're a beautiful big swan¹!



3. Choose a role and read the story.

4. Perform at the Reader's Theatre.

5.  Correct and write the sentences.


1. The Ugly Duckling is big.
2. The Ugly Duckling has got six brothers and sisters.
3. The ducklings play in the water in summer.
4. The big ducks like the Ugly Duckling.
5. The dog is near the house.
6. The Ugly Duckling can fly in spring.
7. The Ugly Duckling is a beautiful big duck.

¹ swan – лебедь

UNIT 9. I love animals.

Lesson 1. At the circus.

1. Picture dictionary.



2. Listen and sing the song.

We're at the circus,
We're at the circus,
We're at the circus.
Oh, it's fun!

We can see a tiger,
One, two, three.
The tiger can jump
For you and me.

We can see a bear,
One, two, three.
The bear can dance
For you and me.



We can see a lion,
One, two, three.
The lion can run
For you and me.



We can see a monkey,
One, two, three.
The monkey can draw
For you and me.



3a. Read and guess. What animal is it? Какое это животное? (See ex. 2)

I'm a I'm big. I'm brown. I'm at the circus. I can dance and climb trees.

3b. Make up your riddles. Загадай свои загадки.

4a. Look at the picture and make sentences.

Model. A bear is on the chair.

Three monkeys are on the bear.



A bear
Three monkeys
A monkey
A tiger
Two tigers
A lion
Two lions

is
are

on the table.
under the table.
on the ball.
in the box.
near the box.
on the bear.
on the chair.

4b. Play “A memory game”. Where are the animals? Где животные?

5.  Write about the animals.

Model. Bears can climb trees. Bears can't fly.

jump fly run climb trees hide swim walk

Lesson 2. At the zoo.

1.  Picture dictionary.



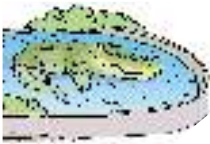
a fox



a hippo



a giraffe



a crocodile



an elephant

2a. 🎧 Listen, read and match. What's missing?

Model. 1 – D.



A. They're from Africa. They're very big. They're grey. They can swim very well. They eat grass. They drink water.

B. They're from Africa. They're yellow and brown. They're very big. They can run. They eat leaves¹ and grass². They drink water.

C. They're from India. They're grey. They're very big. They've got a long nose. They can swim. They can't jump. They eat leaves, grass, apples and bananas. They drink water.

D. They're from Africa. They're long. They're green. They can swim and hide. They eat meat and drink water.

¹ leaves – листья

² grass – трава

2b. Are the sentences true or false?

1. Hippos are from Africa.
2. Giraffes are yellow and black.
3. Elephants have got a long nose.
4. Crocodiles can hide.
5. Elephants are from Belarus.
6. Hippos eat apples and bananas.

2c. Prepare to speak about the animals: bears, lions, monkeys and tigers.

2d. Be a zoo guide. Choose an animal and speak about it.

giraffes crocodiles hippos elephants bears

2e. What animals do you like? Why?

Model. I like elephants. They've got big ears and a long nose. They're big, but they can run.

Help box

beautiful nice kind funny big little

3a. Speak about foxes.

Help box

Belarus red beautiful water
run and jump chicken and fish



3b. Write about foxes.

Lesson 3. A funny animal.

1. Look, read and guess the animals.

A. It isn't big. It isn't red. It isn't from Belarus.
What is it?

①



②



B. They aren't little. They aren't brown. They
aren't from America. What are they?

2. Grammar secret.

I'm not = I am not
You aren't = You are not
He isn't = He is not
She isn't = She is not
It isn't = It is not
We aren't = We are not
You aren't = You are not
They aren't = They are not

3. Choose the sentences. Make a story about the picture.

I've got a pet. His name's Danny.



1. A. It's a cat. – B. It isn't a cat.
2. A. It's a dog. – B. It isn't a dog.
3. A. It's an elephant. – B. It isn't an elephant.
4. A. It's big. – B. It isn't big.
5. A. His ears are big. – B. His ears aren't big.
6. A. His nose is long. – B. His nose isn't long.
7. A. His eyes are kind. – B. His eyes aren't kind.
8. A. We're in my house. – B. We aren't in my house.

9. A. We're at the zoo. – B. We aren't at the zoo.
 10. A. We are happy. – B. We aren't happy.
 11. A. We're friends. – B. We aren't friends.

4a. Correct the mistakes.

Model. A bear **isn't** little. It's big.
 Monkeys **aren't** green. They're brown.



4b.  Write about the picture (see the Model).

5a.  Play the board game.



This is ...

1. a tiger
2. a crocodile
3. a bear
4. an elephant
5. a giraffe
6. a lion



It's from ...


1. Africa
2. Belarus
3. America
4. Russia
5. Britain
6. India

<p>It's ...</p> <ol style="list-style-type: none"> 1. pink 2. blue 3. purple 4. orange 5. green 6. yellow 	<p>It's got ...</p> <ol style="list-style-type: none"> 1. a long nose 2. a little nose 3. a big mouth 4. long ears 5. big ears 6. long hair
<p>It can ...</p> <ol style="list-style-type: none"> 1. run 2. swim 3. climb trees 4. dance 5. fly 6. skate 	<p>It likes ...</p> <ol style="list-style-type: none"> 1. meat 2. bananas 3. carrots 4. fish 5. sausages 6. ice cream 

5b. Draw your funny animal and speak about it.



Lesson 4. Vanessa, a happy hippo.

1.  Listen, read and answer. What can Vanessa do? Что Ванесса умеет делать?

My name's Vanessa. I'm a hippo. I haven't got any friends. I'm sad.

①



2



Hippo: Hello, tigers! Let's play together!

Tigers: Hello! Can you play football?

Hippo: Sorry, I can't.

Tigers: Goodbye, hippo!

Hippo: Hello, rabbits! Let's play together!

Rabbits: Hello! Can you play volleyball?

Hippo: Sorry, I can't.

Rabbits: Goodbye, hippo!

3



4



Hippo: Hello, giraffes! Let's play together!

Giraffes: Hello! Can you play basketball?

Hippo: Sorry, I can't.

Giraffes: Goodbye, hippo!

Hippo: Hello, butterflies! Let's play!

Butterflies: Hello! What's your name?

Hippo: Vanessa.

Butterflies: What a beautiful name! Can you dance, Vanessa?

Hippo: Sorry, I can't.

Butterflies: Let's dance together!

Hippo: That's a good idea!
I like it! I can dance!
I can dance! I'm happy!

5



2. Are the sentences true or false?

1. The giraffes can play football.
2. The rabbits can play basketball.
3. The giraffes can play volleyball.
4. Vanessa is a butterfly.
5. Vanessa can play basketball.
6. Vanessa is happy.

3. Who says it?

1. I haven't got any friends.
2. Let's play together!
3. Can you play football?
4. Can you play volleyball?
5. Can you play basketball?
6. Can you dance?

7. Sorry, I can't.
8. Goodbye, hippo!
9. Let's dance together!
10. I can dance!

4. Choose a role and read the story.

5. Act out the story.

6.  Match and write sentences.


Model. The tigers can play football.

The tigers		dance.
The rabbits	can	play football.
The giraffes	can't	play volleyball.
The butterflies		play basketball.
Vanessa		

Lesson 5. My passport.

1. Look and speak about the characters.

Model. My name's Liz. I've got a mum and a dad.
I can draw. I like oranges.

		can	like
	✓ ✓		
	✓ ✓		
	✓ ✓		
	× ×		
	✓ ✓		

2a.  Listen and guess. Who's speaking?

Alisa		Maxim	
-------	---	-------	--

2b. Read and complete the story.

My name's Alisa. I'm nine. I'm from Belarus. I've got blue ... and long fair hair. I've got a big family. I've got a mum, a dad, a little brother, a granny and a I'm a pupil. I can draw, ... and sing. I like chicken, cakes and Yummy!

2c. Look at Maxim's passport (ex. 2a). What does he say? Что он говорит?

2d. Disagree.

Model. Alisa isn't a teacher. She's a pupil.

Alisa hasn't got dark hair. She's got fair hair.


Alisa can't fly. She can draw.

Alisa is a teacher. She's twelve. She's from Britain. She's got dark hair. She's got a big nose. She's got a little sister. She can climb trees. She can fly.

Maxim is nine. He's got long hair. He's got a little brother. He can climb trees and dance.

3. Do the project "My passport". Сделай проект «Мой паспорт».

Lesson 6. Message in a bottle.¹

1.  Listen, read and answer. Where's the little rabbit? Где маленький кролик?



– What a nice day! It's sunny.
It's hot. Let's play volleyball.
– Sorry, I don't like volleyball.
Let's swim in the river.

– OK. The water's warm.
I like summer. And you?
I like summer too.



– Liz, look!
– What's this? A bottle? Let's
open it!
– Wow! A message! Let's read it.

Help! I'm Mother Rabbit.
I've got a little son². His name's Bunny.
He's lost.³ Please, help!
Thank you, Mother Rabbit.

¹ Message in a bottle. – Послание в бутылке.

² son – сын

³ He's lost. – Он потерялся.

2. Play “The last sentence” game. Speak about the animals.

Model. A: The dog can sing.

B: The chicken is little.



3. Role play. (A – Bunny, B – the dog).

1. What's your name?
2. Where are you from?
3. How old are you?
4. What's your favourite season?
5. What's your favourite colour?
6. What's your favourite number?
7. Have you got ...?
8. Do you like ...?
9. Can you ...?



4a. Make up a story.

I'm a rabbit.

My name's ...

I'm from ...
I'm
I've got ... eyes and a ... nose.
I've got a mum,
I like
I can
My favourite colour is
My favourite number is
My favourite season is



4b.  Write about Bunny.

Lesson 7. A present for mum.

1a.  Listen, read and answer. Does Didi's mum like her present? Маме Диди нравится подарок?

This is a little monkey. His name's Didi. He's nice and funny. He's got little black eyes, a little nose, little ears and short brown hair. He can jump and climb trees very well.

Didi has got a mum, Mrs Lili. She's very beautiful. Today is her birthday.

Didi: I want to draw my mum and give her the picture!



Didi takes his pencil and draws a picture of his mum. He draws a face, two eyes, two ears, a nose, a mouth and some brown hair.

Didi: I like my picture! My mum is very beautiful. I want to show¹ the picture to my friend, Bunny the Rabbit.

Bunny: Hello, Didi! What's this?

Didi: Hello, Bunny. It's a picture of my mum. Do you like it?

Bunny: Yes, I do, but I don't like the ears. They're very short. Draw long ears.



Didi: OK, thank you very much. I want to show the picture to my friend, Ella the Elephant.

Ella: Hello, Didi! What's this?

Didi: Hello, Ella. It's a picture of my mum. Do you like it?

Ella: Yes, I do, but I don't like the nose. It's very short. Draw a long nose.

Didi: OK, thank you very much. I want to show the picture to my friend, Simba the Lion.

¹ show – показывать

Simba: Hello, Didi! What's this?

Didi: Hello, Simba. It's a picture of my mum. Do you like it?

Simba: Yes, I do, but I don't like the hair. It's very short. Draw long hair.



Didi: OK, thank you very much. I want to show the picture to my friend, Brett the Tiger.



Brett: Hello, Didi! What's this?

Didi: Hello, Brett. It's a picture of my mum. Do you like it?

Brett: Yes, I do, but I don't like the mouth. It's very small. Draw a big mouth.

Didi: OK, thank you very much. Mum! Mum! Happy birthday!

Mum: Thank you. What's this?

Didi: It's you. Do you like it?

Mum: Sure, I like this picture. And I love you, my dear son! Let's eat the birthday cake!



1b. Complete the sentences. Fill in the words: big, little, short, long.

1. The elephant has got ... ears.
2. The tiger has got ... mouth.
3. The monkey has got ... ears.
4. The rabbit has got ... ears.
5. The lion has got ... hair.
6. The monkey has got ... hair.
7. The elephant has got a ... nose.

2. Play “A guessing game”.

Model. **A:** Has it got a long nose? – **B:** No, it hasn't.

A: Has it got long hair? – **B:** No, it hasn't.

A: Has it got short brown hair? – **B:** Yes, it has.


A: A monkey!

3a. Who says it?

1. I want to draw my mum.
2. What's this?
3. It's a picture of my mum. Do you like it?
4. I don't like the hair. Draw long hair.
5. I don't like the ears. Draw long ears.
6. I don't like the mouth. Draw a big mouth.
7. I don't like the nose. Draw a long nose.

3b. Choose a role and read the story.

3c. Act out the story.

4.  Draw a picture of your mum and write about her.

This is my mum. Her name's She's got ... eyes. She's got ... nose. She's got ... teeth. She's got ... hair. I love my ... !

Lesson 8. Goodbye, friends!

1a. Read Liz's story and find 4 mistakes.

Hi, I'm Liz. I'm from Britain. I'm four. I've got a sister and a brother. I'm a teacher.

I've got red hair and blue eyes. I've got a little nose and a little mouth.

I can sing and dance. I can't climb trees.

I like pizza and ice cream.

I've got a cat. Her name's Nikki. She's got black and white hair, blue eyes, a pink nose and a little mouth. She's my friend.

1b. Make up Mike's, Peter's, Rose's, Susie's and Lucky's stories.

2. 🎲 Board game “Goodbye, friends!”

A. What season do you like?

1. I like winter.
2. I like autumn.
3. I like spring.
4. I like summer.
5. I like autumn.
6. I like spring.



B. What's the weather like?

1. It's cold and windy.
2. It's cloudy and rainy.
3. It's snowy.
4. It's foggy.
5. It's hot and sunny.
6. It's warm.



C. What can you see?

1. I can see a snake.
2. I can see a chicken.
3. I can see a rabbit.
4. I can see a rat.
5. I can see a guinea-pig.
6. I can see a tortoise.



D. What colour is it?

1. It's yellow.
2. It's green.
3. It's purple.
4. It's white.
5. It's black.
6. It's red.



E. Where is it?

1. It's in the tree.
2. It's under the tree.
3. It's near the tree.
4. It's in the house.
5. It's on the house.
6. It's near the house.



F. What can you do?

1. We can play snowballs.
2. We can ski and skate.
3. We can play volleyball.
4. We can play tennis.
5. We can sing and dance.
6. We can swim.



Lesson 9. Party “Tigers” and “Lions”.

1. Present your team. Представьте свою команду.

Model. We’re Tigers. We’re big. We’re from Africa. ...

2. Walk and speak. “Tigers” speak with “Lions”.

How are you?

What’s your name?

How old are you?

Where are you from?

Have you got ...?

What’s your favourite ... ?

Do you like ...?

3a. Sing the ABC song.

3b. Play the word game “I spy ...”.

Model. Tiger: I spy with my little eye something in this room beginning with ‘r’.

Lion: A ruler!


4. Have a reading competition. Choose a funny/happy story and read it.

5. Have a drama competition. Choose one story and act it out.

①



②



③



④



⑤



⑥



6. Have a song competition. Sing a song from your book.

Lesson 10. Planet English.

1a.  Listen and match.

Model. 1 – G.

1. My favourite animal is a tiger. Tigers are big and beautiful. They're orange and black. They can run and jump. Tigers like meat.

A. Your favourite food.

B. Your pet.

2. My favourite season is winter. Snow is beautiful. I can skate and ski. We have Christmas in winter. It's fun!

3. My room is beautiful. I've got a brown bed. I've got a desk and two chairs. I've got a computer on the table. I've got a bookcase. It's near the bed.

C. Your room.

4. My favourite food is chicken and potatoes. Yummy! I like bananas, oranges and apples. I don't like cheese and lemons.

1b.  **Play the board game. Speak about you.**

5. I've got a big family. I've got a mum, a dad, a sister and a little brother. This is my mum. Her name's Helen. She's got blue eyes and long hair.

G. Your favourite animal.

F. Your favourite season.

6. I've got a dog. His name's Lucky. He's big and nice. He's brown. Lucky can run, jump, swim and play football. He can't climb trees. I love my dog.

E. Your family.

D. Your school bag.

7. This is my school bag. It's blue. I've got a red pencil-case. I've got three pens: blue, red and green. I've got eight pencils. I've got a pink rubber and a white ruler.

**Английский язык : учеб. пособие для 3-го кл. учреждений
А64 общ. сред. образования с рус. яз. обучения : с электронным
приложением. В 2 ч. Ч. 2 / Л. М. Лапицкая [и др.]. – Минск : Вы-
шэйшая школа, 2018. – 141 с. : ил. + 1 электрон. опт. диск (CD).
ISBN 978-985-06-3006-3.**

**УДК 811.111(075.2=161.1)
ББК 81.2Англ-922**

Правообладатель Вышэйшая школа

Учебное издание

Лапицкая Людмила Михайловна
Калишевич Алла Ивановна
Севрюкова Татьяна Юрьевна
Седунова Наталья Михайловна

АНГЛИЙСКИЙ ЯЗЫК

Учебное пособие для 3 класса учреждений общего среднего образования
с русским языком обучения

С электронным приложением

В 2 частях

Часть 2

Редактор *Л.Д. Касьянова*. Художественный редактор *Е.А. Агунович*. Технический редактор *Н.А. Лебедевич*. Корректор *Л.Д. Касьянова*. Компьютерная верстка *Н.В. Шабуня*.

Подписано в печать 17.08.2018. Формат 70×90/16. Бумага офсетная. Гарнитура «SchoolBook». Офсетная печать. Усл. печ. л. 10,53 + 0,29 (форз.). Уч.-изд. л. 4,45 + 0,08 (форз.) + 4,0 (электрон. прил.). Тираж 109 730 экз. Заказ 725.

Республиканское унитарное предприятие «Издательство “Вышэйшая школа”». Свидетельство о государственной регистрации издателя, изготовителя, распространителя печатных изданий № 1/3 от 08.07.2013. Пр. Победителей, 11, 220004, Минск. e-mail: market@vshph.com <http://vshph.com>
Открытое акционерное общество «Полиграфкомбинат им. Я. Коласа». Свидетельство о государственной регистрации издателя, изготовителя, распространителя печатных изданий № 2/3 от 04.10.2013. Ул. Корженевского, 20, 220024, Минск.

Правообладатель Вышэйшая школа

(Наименование учреждения общего среднего образования)

Учебный год	Имя и фамилия учащегося	Класс	Состояние учебного пособия при получении	Отметка учащемуся за пользование учебным пособием
20 /				
20 /				
20 /				
20 /				
20 /				

Учебное пособие издано за счет средств государственного бюджета для фондов библиотек по заказу Министерства образования Республики Беларусь

Правообладатель Высшая школа

Useful phrases

What's your name? Как тебя зовут?

How old are you? Сколько тебе лет?

I'm eight. Мне восемь лет.

How are you? Как дела?

It's OK. Всё хорошо.

I'm fine / OK. У меня всё хорошо.

Where are you from? Откуда ты?

I'm from Belarus. Я из Беларуси.

How is your mum? Как твоя мама?

She's very well. У неё всё очень хорошо.

She's not very well. Она не очень хорошо себя чувствует.

What's this? Что это?

This is my book. Это моя книга.

I've got a mum. У меня есть мама.

He's got black hair. У него чёрные волосы.

I haven't got a parrot. У меня нет попугая.

Have you got a cat? У тебя есть кот?

I can run. Я умею бегать.

I can't jump. Я не умею прыгать.

Can a dog swim? Собака умеет плавать?

I like sweets. Я люблю конфеты.

I don't like fish. Я не люблю рыбу.

Do you like milk? Ты любишь молоко?

Come in, please! Заходите, пожалуйста!

Don't worry! Не беспокойтесь!

How many? Сколько?

What a pity! Как жаль!

I'm sorry. Простите меня.

What colour? Какого цвета?

What's the weather like today? Какая сегодня погода?

What's your phone number? Какой номер твоего телефона?