

ENGLISH

5



Student's Book 1

Irregular verbs

Няправільныя дзеясловы

V (Infinitive)	V ₂ (Past Simple)	Пераклад
be [bi:]	was [wəz] / [wɒz] were [wə] / [wɜ:]	быць
become [bi'kʌm]	became [bi'keɪm]	станавіцца
buy [baɪ]	bought [bɔ:t]	купляць
catch [kætʃ]	caught [kɔ:t]	лавіць
can [kən]	could [kʊd]	умець, магчы
come [kʌm]	came [keɪm]	прыходзіць
do [du:]	did [dɪd]	рабіць
draw [drɔ:]	drew [dru:]	маляваць
drink [drɪŋk]	drank [dræŋk]	піць
drive [draɪv]	drove [drəʊv]	ехаць на машыне, вадзіць машыну
eat [i:t]	ate [et] / [eɪt]	есці
feed [fi:d]	fed [fed]	карміць
find [faɪnd]	found [faʊnd]	знаходзіць
fly [flaɪ]	flew [flu:]	лятаць, лётаць
get up [get ʌp]	got up [gɒt ʌp]	уставаць
give [gɪv]	gave [geɪv]	даваць
go [gəʊ]	went [went]	хадзіць, ісці, ехаць

Irregular verbs

Няправільныя дзеясловы

V (Infinitive)	V ₂ (Past Simple)	Пераклад
have [hæv] / [həv]	had [hæd] / [həd]	мець
hide [haɪd]	hid [hɪd]	хаваць, хавацца
light [laɪt]	lit [lɪt]	запальваць (<i>агни</i>)
make [meɪk]	made [meɪd]	рабіць
meet [mi:t]	met [met]	сустракаць
pay [peɪ]	paid [peɪd]	плаціць, аплачваць
read [ri:d]	read [red]	чытаць
ride [raɪd]	rode [rəʊd]	катацца, ехаць вярхом, конна
run [rʌn]	ran [ræn]	бегаць, бегчы
say [seɪ]	said [sed]	казаць, сказаць
see [si:]	saw [sɔ:]	глядзець, бачыць
sing [sɪŋ]	sang [sæŋ]	спяваць
sleep [sli:p]	slept [slept]	спаць
speak [spi:k]	spoke [spəʊk]	казаць, размаўляць
spend [spend]	spent [spent]	праводзіць (<i>час</i>)
swim [swɪm]	swam [swæm]	плаваць
take [teɪk]	took [tu:k]	браць, узяць
think [θɪŋk]	thought [θɔ:t]	думаць
wear [weə]	wore [wɔ:]	насіць (<i>адзенне</i>)
write [raɪt]	wrote [rəʊt]	пісаць

Transcription Транскрыпцыя

Галосныя гукі

[ɪ]	igloo	[ʌ]	uncle
[i:]	Egypt	[ɑ:]	car
[e]	elephant	[ɪə]	ear
[ɜ:]	skirt	[eə]	bear
[æ]	apple	[eɪ]	acorn
[ə]	banana	[əʊ]	oval
[ʊ]	book	[ʊə]	tourist
[u:]	school	[ɔɪ]	boy
[ɒ]	orange	[aɪ]	ice cream
[ɔ:]	four	[aʊ]	cow

Transcription Транскрыпцыя

Зычныя гукі

[b]	bus	[ð]	bro th ers
[p]	p ig	[θ]	th ree
[d]	d og	[tʃ]	ch ease
[t]	t en	[dʒ]	j am
[v]	v ase	[l]	l emon
[f]	f rog	[m]	m ouse
[g]	g irl	[n]	n ut
[k]	c at	[r]	r ocket
[z]	z ebra	[h]	h orse
[s]	s nake	[w]	w indow
[ʒ]	tele v ision	[j]	y oghurt
[ʃ]	sh oe	[ŋ]	spring

Англійская мова

Вучэбны дапаможнік для **5** класа
ўстаноў агульнай сярэдняй адукацыі
з беларускай мовай навучання

З электронным дадаткам

У 2 частках
Частка 1

*Данушчана Міністэрствам адукацыі
Рэспублікі Беларусь*

МІНСК



«ВЫШЭЙШАЯ ШКОЛА»

2020

Правообладатель Вышэйшая школа

УДК 811.111(075.3=161.3)
ББК 81.2Англ-922
А64

Аўтары: *Л.М. Ланіцкая, А.І. Калішэвіч, Т.Ю. Сеўрукова, Н.М. Седунова*

Рэцэнзенты: кафедра прафесійнай іншамоўнай падрыхтоўкі ўстановы адукацыі «Баранавіцкі дзяржаўны ўніверсітэт» (кандыдат педагогічных навук, дацэнт кафедры *І.В. Пінюта*); настаўнік англійскай мовы першай кваліфікацыйнай катэгорыі дзяржаўнай установы адукацыі «Сярэдняя школа № 125 г. Мінска» *Н.У. Грыневіч*

Умоўныя абзначэнні



Настольная гульня



Электронны дадатак да вучэбнага дапаможніка размешчаны на рэсурсе lingvo.adu.by



Аўдыязапіс



Слоўнік у малюнках



Граматычны сакрэт



Урок прэзентацыі праекта



Дамашняе заданне (напішыце і навучыцеся расказваць)



Дзейнік



Дзеяслоў **be**



Дапаможны дзеяслоў



Дзеяслоў, які абзначае дзеянне



Пытальнае слова

ISBN 978-985-06-3256-2 (ч. 1)
ISBN 978-985-06-3255-5

© Афармленне. УП «Выдавецтва
“Вышэйшая школа”», 2020

Contents

UNIT 1. School holidays: places to go	4
UNIT 2. School holidays: things to do	40
UNIT 3. Do you like TV?	75
UNIT 4. Special days	106
Vocabulary	135



Unit 1

SCHOOL HOLIDAYS¹: PLACES TO GO

Lesson 1. Summer photos

1a.   Picture dictionary.



①

at the seaside
[ˈsiːsaɪd]



②

at home



③

at summer camp



⑤

in the mountains
[ˈmaʊntɪnz]



④

in the country
[ˈkʌntri]



⑦

abroad [əˈbrɔːd]



⑥

in town [taʊn]

¹ holidays – канікулы

1b. Look at the photos and speak about the characters (Liz, Mike, Mrs Read, Mikita, Nastya). Work in pairs.

Model. Liz is at the seaside.

2a.   Listen to the chant “Look! It’s a summer day” and match the verses with the pictures in ex. 1a.



A. Look! It is June, it’s a summer day.
I **am** at home.
There **are** lots of books to read.
Hooray! Hooray! Hooray!

B. Look! It is July, it’s a summer day.
My friend **is** at summer camp.
There **are** lots of games to play.
Hooray! Hooray! Hooray!

C. Look! It is August, it’s a summer day.
My parents and I **are** in town.
There **is** lots of food to eat.
Hooray! Hooray! Hooray!

2b.   **Grammar secret.**

The Present Simple Tense of the verb *to be*
Цяперашні прасты час дзеяслова *быць*

		...
I	am	on holiday. at home. with my friend.

It He / She / My friend There	is	July. at summer camp. lots of food to eat.
We / You / They / My parents and I There	are	on holiday. in town. lots of books to read.



I am = I'm he is = he's you are = you're

2c. Read and say the chant.

3a. Look at the pictures in ex. 1a. Who's speaking?

1. I'm climbing a mountain with my uncle.
2. I'm with my pupils abroad.
3. I'm playing at summer camp.
4. We are swimming in the sea.
5. I'm in the park in town.
6. I'm in the country with my family.

3b. Play a guessing game. *Student 1*, ask questions and guess the character. *Student 2*, think of a character (Liz, Mike, Mrs Read) and answer the questions.

- A. Who are you with?
- B. What are you doing?
- C. Where are you?

4. Work in pairs. Speak about the types of holidays you like.

Model. A: What type of holidays do you like?

B: I like a holiday in the country. There are lots of things to do there (там). I can play badminton and swim there.

5a. Think of your summer. Draw a detailed picture of one episode. Don't show it to your partner.

5b. Work in pairs. Have a drawing dictation. Describe your picture. Let your partner draw all the details. Then compare with your picture.

Model. I'm at the seaside. The sea is blue. There are lots of fish in the sea. It's sunny. There are no clouds. My mum and dad are playing badminton. I'm swimming. Our dog is playing with a ball.



5c. Describe your partner's picture to a new partner.

6a.  Choose three summer photos. Write about them.

Model. It's June. I'm at summer camp. I'm with my sister. There are lots of games to play and things to do. In this photo I'm playing football.

6b. Bring the photos to the next lesson to speak about your summer.

Lesson 2. I remember my summer

1a.   Listen to the chant "I remember" and say how it differs from the one in Lesson 1 (ex. 2a).



A. I remember: it was June, it was a summer day.
I was at home.
There were lots of books to read.
Hooray! Hooray! Hooray!

B. I remember: it **was** July, it **was** a summer day.
 My friend **was** at summer camp.
 There **were** lots of games to play.
 Hooray! Hooray! Hooray!

C. I remember: it **was** August, it **was** a summer day.
 My parents and I **were** in town.
 There **was** lots of food to eat.
 Hooray! Hooray! Hooray!

1b.   Grammar secret.

The Past Simple Tense: positive sentences with the verb *to be*
 Прошлы проты час: сцвярдзальныя сказы
 з дзеясловам *быць*

		...
I	was	on holiday. at home. with my friend.
It He / She / My friend There		June. at summer camp. lots of food to eat.
We / You / They / My parents and I There	were	on holiday. in town. lots of books to read.



I remember...

am → was

is → was

are → were

1c. Say the chant.

2a. Draw a simple picture and write a verse for the chant about your day at home in summer.

Model. Look! It is ... , it is a summer day. I am at home. There is / There are ... Hooray! Hooray! Hooray!

I remember: It was ... , it was a summer day. I was at home. There was / There were ... Hooray! Hooray! Hooray!

HELP
BOX

books/read • games/play • films/watch •
things/do • food/eat

2b. Work in pairs. Read your verses.

2c. Put your chants together to make “Our summer” mini-book for your class.

3a.   Listen to Mikita. Read and match the pictures to the texts.



1. Today is the 1st of September. It's Wednesday. I am at school. It's the first day of autumn, but it's warm.

2. Yesterday ['jestədeɪ] was the 31st of August. It was summer. I was at home.

3. Last [lɑːst] Wednesday, a week ago [ə'gəʊ], my parents and I were at the seaside. It was hot and sunny. The water was very warm. It was fantastic!

3b. Read again¹ and guess the words in bold.

3c. Read and match the dates to the pictures. *Where was Mikita on those days?*

on 31 August /
on 31st August

on 25 August /
on 25th August

on 1 September /
on 1st September

We write: 31 August / 31st August.

We say: the 31st of August.

4. Play the “I remember” game. *Where were you yesterday / last week / last month / two weeks ago?*

5. In pairs play the “Last sentence” game. Speak about your family.

Model. My mum was in the country last Sunday.

My brothers were at summer camp in June.

My mum
dad
parents
brother(s)
sister(s)
aunt(s)
uncle(s)
cousin(s)
granny
grandad

was
were

in the country
in town
abroad
at summer camp
at the seaside
in the mountains
at home
at school
at work

yesterday.
last month.
last year.
last summer.
last Sunday.
last week.
5 days ago.
in June.
in July.
in August.

¹ again [ə'ɡeɪn] – зноў

6. Have a class survey¹ “Where were you in summer?” *What were the most popular places for summer holidays?*

Model. A: Where were you in June? – B: In June I was ... and ...

A: Where were you in July? – B: In July I was ...

A: Where were you in August? – B: In August I was ...

7.  Write about your summer months.

**HELP
BOX**

In June I was ... I was there with ...

There was / were ... to do / to eat / ...

The weather was great / wonderful / fantastic /
not very good / ...

It was hot / sunny / rainy / ...

In July ... / In August ...

Lesson 3. Where were you in summer?

1a.   Listen to the chant “Where were you in summer?” and say where the children were.

1b.   Listen and read the chant.

Where were you in summer?

– I was **at the seaside**.

Who were you there with?

– I was there **with my parents**.

When were you there?

– I was there **in August**.

What was the weather like?

– It was hot and sunny.

How was it there?

– It was **super!** What about you?



¹ survey [ˈsɜːveɪ] – опитанне

– I **wasn't** at the seaside.
 My parents **weren't** at the seaside,
 We were in the country.
 We were there with my grandad.
 We were there in June.
 The weather was sunny!
 It was fun!
 What about you?



1c. Grammar secret.

**The Past Simple Tense: negative sentences
 with the verb *to be***

**Прошлы проты час: адмоўныя сказы
 з дзеясловам быць**

	not
I / He / She / It / My friend	was not	at the seaside.
We / You / They / My parents	were not	at the seaside.
was not = wasn't		were not = weren't

1d. Say the chant.

2a. Play a guessing game.



Sally



Jimmy



Misha



Oliver



Pat

Model. A: In summer I wasn't in the mountains, I wasn't abroad, I wasn't at summer camp, I wasn't in the country.
 B: Were you in Minsk? – A: Yes, I was.
 B: You're Misha. – A: Yes, I am.

2b. Work in pairs. In turn speak about where they were or were not yesterday.

Model. A: Mike was at the zoo yesterday.
 B: He wasn't at the circus.

	at the zoo	at the circus	in the park	at a party	at the library
Mike and Liz	✓	✗	✓	✗	✗
Mrs Read	✗	✗	✓	✗	✓
Mikita	✗	✓	✗	✓	✗

2c. Complete the sentences. Use *was / were* or *wasn't / weren't*.

1. Mike and Liz ... in the park.
2. They ... at the zoo.
3. They ... at a party or at the library.
4. Mrs Read ... at the circus but she ... at the library.
5. Mrs Read, Mike and Liz ... in the park.




6. Mikita ... in the park but he ... at the circus and he ... at a party.

7. Mikita and Mrs Read ... at the zoo.

8. Mike, Liz and Mikita ... at the library.

3.   Grammar secret.

The Past Simple Tense: Wh-questions with the verb *to be*
Просты прошлы час: спецыяльныя пытанні
з дзеясловам *быць*

			... ?
Where	was	I	in summer?
Who (...with?)		he / she / it / the weather	there with?
When	were	you / we / they / your parents	like?
What			there?
How			

TOP SECRET

where [weə] – дзе

who [hu:] ... **with** – з кім

how [haʊ] – як

when [wen] – калі

what ... [wɒt] – які

4. Match the questions with the answers.

Model. 1 – B.

1	Where were you in summer?	A	In July.
		B	Abroad.
2	Who were you there with?	C	Rainy but warm.
		D	Fantastic!
3	When were you there?	E	With my sister.
		F	With my friend's family.
4	What was the weather like?	G	In the mountains.
		H	Not very good.
5	How was it there?	I	OK. Not bad.
		J	In August.

5a. Work in pairs. Speak about your last summer.

Model. A: Where were you in summer?

B: In summer I was

A: Who were you there with?

B: I was there with

A: When were you there?

B: I was there in June / July / August.

A: What was the weather like?

B: It was ... and / but

A: How was it there?

B: It was ...!

**HELP
BOX**

very hot • hot • very warm • warm • cold •
sunny • rainy • cloudy • windy • foggy •
very good • great • super • fantastic • cool •
fun • interesting • OK • boring • not very good

5b.  Write about your summer.

Model. In June I was in the mountains in the Crimea¹. I was there with my family. The weather was fantastic! It was sunny, but it wasn't very hot. It was fun. We were happy. In July...

Lesson 4. Mikita's summer

1a.   Listen to Mikita, number the pictures and answer: *Where was Mikita in his summer holidays?*



1b.   Listen and read along Mikita's letter. Write 6 action verbs to answer the questions: *What did Mikita do in his summer holidays? What did he like?*

Model. Mikita **played** football and volleyball at summer camp.

Dear Mike and Liz,

How are you? I'm fine. Today is the first school day here, but my summer holidays were fantastic!

*In June I was at summer camp. I was there with my friend. We **played** football and volleyball every day! In the evenings we **danced** at the disco or **watched** films at*

¹ the Crimea [край'миэ] – Крым

the cinema. We **watched** a new film “Dinosaurs come back”. It was cool!

In July I was in the country. I was there with my cousin. I **visited** my granny. We **helped** her in the garden. Our granny was happy.

In August I was at the seaside. I was there with my mum and dad. It was hot and sunny every day! The water was very warm. One day we **visited** the zoo. I liked the zebra, my mum liked the giraffe, and my dad liked the hippo!


Mike and Liz, please, write about your summer.
Yours,
Mikita

1c. What do the verbs have in common? (Што агульнага ў гэтых дзеясловаў?)

1d.   Grammar secret.

The Past Simple Tense: positive sentences with *regular verbs*

Прошлы прасты час: сцвярджальныя сказы з правільнымі дзеясловамі

	Ved (V ₂)	...
I	visited	my granny.
He / She / It / My mum	liked	the giraffe.
We / You / They / My friends	played	football every day.

**TOP
SECRET**

play + ed = played [d]

listen + ed = listened [d]

help + ed = helped [t]

visit + ed = visited [ɪd]

But:

like + ed = liked [t]

stop + ed = stopped [t]

tidy + ed = tidied [ɪd]

last summer two days ago yesterday

2. Read the sentences and answer: *When did Mikita do it?*

Model. 1. Mikita visited his granny in July.

1. He visited his granny.
2. He played football and volleyball with his friend.
3. He visited the zoo with his family.
4. He danced at the disco with his friends.
5. He helped his granny.
6. He watched films at the cinema.

3a. Speak to your classmate. *When did you last¹ do it?*

Model. I tidied my room yesterday.

tidy my room

help my sister

watch a film

help my teacher

watch TV

play computer games

listen to music

play volleyball

dance at the disco

play with my pet

visit my friend

brush my teeth

visit a museum

brush my hair

visit the library

walk my pet

help my parents

¹ last [lɑːst] – апошні раз

yesterday	last week	last Sunday	last month
last year	two hours ¹ ago	in June	in July
		in August	

3b. ✍️ Write 6–8 sentences about you.

Lesson 5. Nastsya was in the country

1a. 📖 📷 Picture dictionary.



play on the see-saw
[ˈsiː sɔː]



play on the slide



play on the swing

¹ two hours [aʊəz] – дзве гадзіны



pick berries
[ˈberɪz]



pick flowers
[ˈflaʊəz]



pick mushrooms
[ˈmʌʃruːmz]

1b. Look at the pictures in ex. 1a and say: *What is there in the country? What can we do in the country?*

Model. There is a swing at the summer house. We can play on the swing. There are a lot of berries in the woods. We can pick berries.

2. 📺 🎧 **Sing the song “We played on the swings”.**

We played on the swings,
And we played like this,
Played like this, played like this.
We played on the swings,
And we played like this
On a sunny day.



3a. 📺 🎧 **Look at Nastsya’s summer house. Listen, read and match the texts with the pictures in ex. 1a.**

A. Nastsya was in the country in July. She was there at her granny’s. She was there with her cousin. The weather was very hot. It was sunny. There were a lot of flowers in her granny’s garden. They were beautiful.

B. There was a swing and a see-saw near the house. The girls played on the swing and on the see-saw every day.

C. It was hot in July, but not in the wood. There were a lot of tall green trees. It was cool¹ under the trees there. There were a lot of mushrooms and berries. It was fun to pick mushrooms and berries. Nastsya and her cousin picked some mushrooms for soup and some berries for jam. Yummy!

3b. Play a ball game. Make up a short story about Nastsya.

Model. **A:** ... in July.

B: Nastsya was in the country in July.



A: ... with her cousin.

B: She was there with her cousin.

1. ... in July.
2. ... with her cousin.
3. The weather was
4. There were a lot of
5. Nastsya played ... and
6. It was
7. The girls picked

4. Write 6–8 sentences about your last visit to the country.

Lesson 6. A day in town

1a.   Liz and Mike have a new friend Elfin. Listen and answer: *Where's Elfin from?*

Mike: Look! What's this?

Liz: It's a butterfly².



¹ cool – халаднавата

² butterfly ['bʌtəflaɪ] – матылёк

Mike: It's so strange¹! Listen! Who's that?

Elfin: Help! Help! Hide me!²

Mike: Who are you?

Elfin: I'm an elf. My name's Elfin.

Liz: Wow! Where are you from?

Elfin: I'm from the Elf Kingdom³. I'm the King's son.

Mike: Why are you here?⁴

Elfin: I'm here to get seven pearls (жамчужын) from my dad's crown... Sh-sh! The Tree Monsters! They want the pearls too!

Mike: Don't worry. There aren't any monsters here.

Elfin: OK. Can you help me?


Liz: Yes!

Mike: Yes, but how?

Elfin: Help me find (знайсці) the pearls!

pearls
[pɜ:lz]



a crown
[kraʊn]



King

1b. Are the sentences true or false?

1. Mike and Liz see a strange flower.
2. Elfin is the King of the Elf Kingdom.
3. The Tree Monsters are Elfin's friends.
4. Elfin wants to get pearls for his mum's birthday.
5. The Tree Monsters want the pearls, too.
6. Mike and Liz want to help Elfin.

2a.   The friends were in the park on Sunday. Listen, read and put the pictures in the correct order.

¹ **strange** [streɪndʒ] – дзіўна

² **Hide me!** – Схавайце мяне!

³ **the Elf Kingdom** ['kɪŋdəm] – Каралеўства эльфаў

⁴ **Why [waɪ] are you here?** – Чаму ты тут?



1. On Saturday, two days ago, Mike and Liz weren't at school. They **went** to the park. They **met** Elfin there. They **made** friends with Elfin.

2. Yesterday Mike and Liz went to the park again. They **took** Elfin with them. First, they played on the swing. Then Mike and Liz played on the see-saw and Elfin played on the slide. It was cool!

3. At 12 o'clock they were hungry. They went to the café. They **ate** pizza. Then Liz ate ice cream, Mike ate jelly, and Elfin **drank** orange juice. Yummy!


4. Then they **rode** bikes. They **had** a lot of fun but at 4 o'clock they were tired¹. They went home.

2b. What did they do in the park? Read the sentences.

¹ they were tired ['taɪəd] – яны стоміліся

2c.   Grammar secret.

**The Past Simple Tense: positive sentences
with *irregular verbs***
Просты прошлы час: сцвярджальныя сказы
з *няправільнымі* дзеясловамі

	V ₂	...
I	went	to the park.
He / She / It / Elfin	drank	orange juice.
We / You / They / The friends	had	a lot of fun.



last summer

two days ago

yesterday

go (ісці) – went

meet (сустрэкаць) – met

make (рабіць) – made

take (браць) – took

eat (есці) – ate [et] / [eit]

drink (піць) – drank

ride (ехаць вярхом) – rode

have (мець) – had

3. Work in groups. Throw a dice three times (for Rounds 1, 2, 3). Make complete sentences about your imaginary¹ summer. Whose story is the most unusual?

Model. Numbers 3, 6, 1. Last summer I visited my granny. There, I ate a crocodile. I also met a queen there.

¹ **imaginary** [ɪ'mædʒɪnəri] – уяўны

Round 1

1. go abroad
2. go to the country
3. visit your granny
4. go to the woods
5. go to the seaside
6. go to the mountains

Round 2

1. pick mushrooms
2. ride a bike
3. have dinner with Spiderman
4. roller skate
5. make a berry cake
6. eat a crocodile

Round 3

1. meet a queen
2. go to a party
3. take dance lessons
4. ride an elephant
5. drink giraffe's milk
6. take photos

also ['ɔ:lsəʊ] – таксама

4. Complete the Tree Monsters' diary¹.

Yesterday Elfin ... (1) to the park with Mike and Liz.

Morning. They ... (2) on the swing with Elfin. Then Elfin ... (3) on the slide.



¹ **diary** ['daɪəri] – дзённік

12 o'clock. They all ... (4) pizza and Elfin ... (5) orange juice at the café. Then they ... (6) bikes. They ... (7) a lot of fun.

4 o'clock. They ... (8) home. They ... (9) tired but happy.

HELP
BOX

went • ate • drank • were
rode • played • had • played • went



Word Search (past forms of irregular verbs).

Lesson 7. Camps abroad

1a. Read about the camps. *Student 1*, read ads¹ 1–3. *Student 2*, read ads 4–6. Answer the questions and take notes.

Model. Camp 1: Sports Summer Camp – in India – from 10 June till 25 June – ...

1. What is the camp called?²
2. Where is the camp?
3. When is the camp?
4. How many days is the camp?
5. What age group³ is the camp for?
6. What do children do at the camp?

¹ ad – реклама

² What is the camp called [kɔ:ld]? – Як называецца лагер?

³ age group ['eidʒ ,gru:p] – узроставаая група

1.



SPORTS SUMMER CAMP
Age: 6–16

10 June – 25 June
1 July – 15 July
5 August – 20 August

Activities
Swimming
Ball games
Roller skating
Horse riding
Mountain climbing
Bike riding

B/6, Dr. Ambedkar Road, Mulund, Mumbai, India

The poster features a blue border and a row of seven small images showing children engaged in various sports: a child on a horse, a child jumping, a child with a tennis racket, a close-up of a child's face, a child in a baseball uniform, a child on a roller skator, and a child with a basketball.

2.



Kids Art Camp

Age: 6 to 13 years
11 June – 30 June

Activities
drawing painting
art project origami
photography

CTLI, Kuilsrivier, Cape Town, South Africa

The poster has a light blue background with colorful paint splatters in purple, orange, green, and yellow. The title 'Kids Art Camp' is written in a large, black, cursive font.

3.



ENGLISH CAMP

4-17

Learn English abroad

365 days a year 3-30 day programmes

English in St. Paul's Bay, Malta

English in London, UK

English in New York, USA

English in Toronto, Canada

10, KINGS LANE, LONDON, UK

4.



8-18

ECO KIDS CAMP!

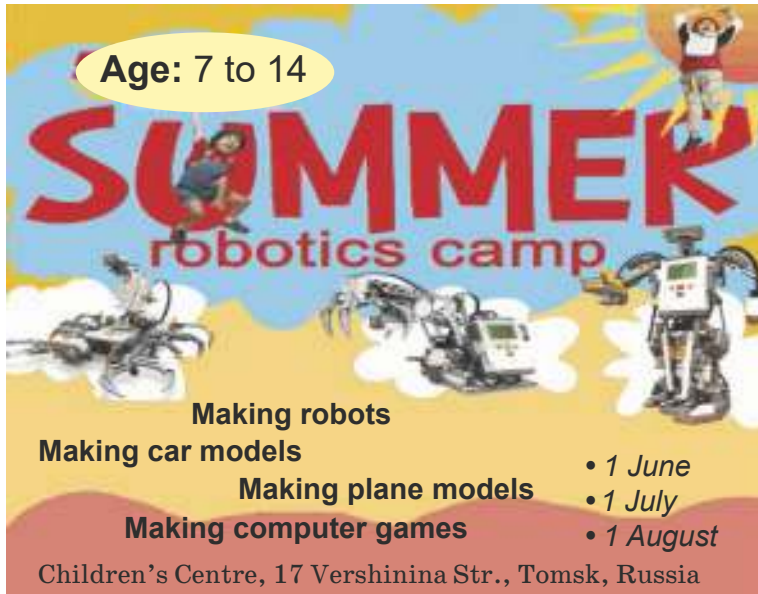
- Learning about nature
- Doing water sports
- Bicycle riding
- Going for nature walks
- Enjoying campfire nights

July 22-26

82491 Bluewater Hwy, Goderich, Canada

28

5.

A colorful poster for a summer robotics camp. The background is yellow and blue with a sun. At the top, a child is jumping. Below, there are images of various robots: a spider-like robot, a car-like robot, and a humanoid robot. The text is in bold, red and black fonts.

Age: 7 to 14

SUMMER

robotics camp

Making robots
Making car models
Making plane models
Making computer games

- 1 June
- 1 July
- 1 August

Children's Centre, 17 Vershinina Str., Tomsk, Russia

6.

A vibrant poster for kids dance camps. The background is orange and red with large, colorful handprints in yellow, pink, and blue. Two girls are shown: one in a black leotard performing a backbend, and another in a pink shirt and blue shorts smiling. The text is in bold, white and black fonts.

KIDS DANCE

Weekly Camps from June 4th to July 27th

SUMMER CAMPS

Learning to dance
hip-hop
break dance
ball dance
salsa

Having parties
for friends
and family

5-8, 9-13

Dance Studio,
475 Moreland
Ave. Atlanta,
USA

1b. In pairs tell each other about the camps you have read about. Use your notes and the model below. Listen to each other and answer the questions about the camps you have just heard about.

1. *What do you like about each camp?*
2. *Which camp out of three is the best?*

Model. It's an art camp. It's in South Africa. The camp is for children from 6 to 13 years old. It's from 11 June till 30 June. At camp, children draw and paint, do art projects and learn about photography. It's for children who like Art.


1c. Rank the camps in ex. 1a: number 1 is the camp you like most of all, number 6 is the camp you like least of all.

2a. Work in new pairs. Speak about three best choices for you (ex. 1c). Explain your choice.



I think ... is the best. I also like ... It's the second best. I like ... camp least of all because ...

2b. Have a class survey. On the board, write your answers to the question: *Which three camps are the most popular in your class?*

3a.   Listen to the camp ad and say which camp in ex. 1a it is about.

3b.   Listen again and complete the text.


Do you like *summer* (1)? Do you ... (2) being active? Do you like ... (3)?

Come to ... (4) Summer Camp and do what you love doing! Do ... (5)! Make new ... (6)! Enjoy your ... (7)!

Sports ... (8) Camp is on from ... (9) June till ... (10) August.
You're welcome!

enjoy [ɪn'dʒɔɪ] = like

3c.  Listen again and check.

4.  Write an ad for an ideal camp. Follow the model in ex. 3b. Be ready to speak about your camp and choose another good camp presented by your classmates.

Lesson 8. A Belarusian camp

1. Play the “Last Word” game. As a class, make a list of activities you can do at camp. Be ready to speak about your camps and choose another good camp presented by your classmates.

Model. I was at summer camp a year ago. It was a sports camp. We swam in the swimming pool, played ball games and had running races every week.

2a. Mikita was at camp in summer. The camp is called Zubryonak. It's a famous¹ Belarusian camp. In pairs, discuss if the sentences are true or false.

1. Zubryonak is a camp near Minsk.
2. Zubryonak is open from 1 June till 31 August.
3. There's a school at the camp.



¹ famous [ˈfeɪməs] – вядомы, славуцы, выдатны

4. The camp is for boys and girls of all school ages.
5. Children do sports at the camp.
6. Children don't swim at the camp.
7. Children learn songs and dances for concerts ['kɒnsəts].
8. Children don't go on trips or visits.

2b.   Listen to Mikita on the school radio. Check your answers.

2c.   Listen again and answer questions 1–5, ex. 1a, Lesson 7.

2d. Would you like to go to Zubryonak? Why?

3a. Guess what Mikita did on the first day at camp. Put the pictures in the right order from 1 to 9.





3b. 📻🎧 Listen and check.

3c. Complete Mikita's diary about his first day at camp. Use the words from the box.

run (бегаць) – **run** [ræn]

give (даваць) – **gave**

say (гаварыць) – **said** [sed]

come (прыходзіць, прыязджаць) – **came**

drive (ехаць) – **drove**

swim (плаваць) – **swam**

get up (уставаць) – **got up**

Morning. That day, we got up (1) very early¹. My parents took me to the camp. My dad ... (2) the car. It was fast! We ... (3) first to the camp! My mum ... (4) me some sweets to make my life happier. My parents took me to my camp leader². Then my mum and dad ... (5) “Goodbye” and went home.

Early afternoon. We had a running race before lunch. It was fun! We ... (6) 100 meters. I came first! My camp leader said, “Good job!” and ... (7) me a cake. I ate it with my new friends after lunch.

Late afternoon. The weather was very hot and we went to the lake to swim. We ... (8) in turn³. The water was very nice and clean. We played football, too.

Evening. When it got dark, we had a campfire⁴. I made a lot of friends there. We had a lot of fun!

3d.  Listen again and check.

3e. Work in pairs. Play a memory game. *Who remembers most details about Mikita’s first day at camp?*

4.  Imagine you are Mikita’s camp leader. Write a diary about the first day at camp. Use ex. 3c.



Summer camps (cloze test on ‘is, are, was, were’).

¹ early [ˈɜːli] – рано

² camp leader [ˈliːdɚ] – вожаты

³ in turn [ɪn ˈtɜːn] – па чарзе

⁴ campfire [ˈkæmpfaɪə] – касцёр

Lesson 9. Project “My summer in pictures”

1a. These are children’s photos of their summer holidays. *Which place would you like to visit and why?*

1. In my summer holidays I went to a summer camp. It was fun! We played on the slides and on the swings. We played football and volleyball. In the evening we danced at the disco.



2. In July I was at my aunt’s in the mountains. I climbed the mountains. It was cool! I saw a big blue sea. It was very beautiful.

see (бачыць) – saw [sɔ:]

3. In August I was at my grandparents’ for a week. I went to the woods every day. I picked mushrooms and berries. One day I saw a little fox in the wood. It was so nice! I said, “Hello!”, but the fox ran away.



1b. Do the project “My summer in pictures”.

1. Bring photos or draw pictures about your summer holidays.
2. Write about three best places you visited in summer.

2a.  Play the board game in pairs. Throw a dice in turn. Tell your stories. *Whose story is funnier?*

START

1. In the summer I was ...

1. abroad
2. in town
3. in the mountains
4. at the seaside
5. in the country
6. at summer camp



2. I went there with ...

1. my English teacher
2. my granny
3. my friend
4. my cousin
5. my mum
6. my pet



3. It was ...

1. sunny
2. windy
3. rainy
4. foggy
5. cloudy
6. cold



4. There were a lot of ...

1. flowers
2. berries
3. mushrooms
4. parks
5. rabbits
6. mountains



5. We ...

1. saw a lot of animals
2. ate lots of potatoes
3. picked flowers
4. bought [bɔ:t] (купілі)
a lot of ice cream
5. rode our bikes
6. drove a car

6. My holidays were ...

1. cool
2. boring
3. great
4. interesting
5. fantastic
6. fun



FINISH

2b. 📖 Write your board game story. Is it funny?

Lesson 10. At the seaside

1a. 🎧 Listen, read about a day at the seaside and answer: *Who is the hero¹? Why?*

Last weekend Liz's family went to the seaside. They took Elfin, Mike and his dog Lucky with them. They had breakfast, packed their lunch, and at 10 o'clock they were in a minibus. Liz's dad drove the minibus to the seaside. They were lucky, because the day was sunny and very warm.



They came to the sea at 12.30. Elfin played ball with Ken, Liz's little brother. Nikki, Liz's little sister, played with her doll Alice. Mike helped Liz's dad with the table and chairs. Liz helped her mum to lay the table. Soon lunch was ready. They ate chicken and cucumber sandwiches, cheese and egg sandwiches and pizza. Then they ate bananas and oranges. Liz's parents drank coffee and the children drank orange and apple juice. Yummy!



¹ hero ['hɪərəʊ] – герой



Suddenly a big wave washed Ken’s ball and Nikki’s doll into the sea. Nikki started crying¹, “Alice! Where’s my Alice?” Ken ran to his mum, “Mum! Mum! My ball! It’s in the sea! Help!” Mum jumped up and ran to the water.

Lucky jumped into the water and swam to the doll. Elfin flew up and over the sea². Lucky took the doll in his teeth and swam back. And Elfin picked up the ball from the water. “Hooray!” shouted³ the children.

“Where are our heroes? Lucky! Elfin! This is your ice cream,” said dad and gave them some ice cream.



fly (лятаць) – flew [flu:]

1b. Put the sentences in the correct order.

Model. 1 – C.

- A. Liz’s dad gave Lucky and Elfin some ice cream.
- B. Lucky took the doll and Elfin picked up the ball.
- C. One day Liz’s family and her friends went to the seaside.

¹ **started crying** [ˈkraɪɪŋ] – пачала плакаць

² **over** [ˈəʊvə] **the sea** – над морам

³ **shouted** [ˈʃaʊtɪd] – закрычалі

- D. They had lunch by the sea.
- E. Liz's little brother played with Elfin.
- F. A big wave washed the toys into the sea.
- G. Nikki started crying.

2. Who in the story...

1. ... went to the seaside? 2. ... drove the minibus? 3. ... helped Liz's dad? 4. ... helped Liz's mum? 5. ... played with Elfin? 6. ... swam to take the doll? 7. ... flew to take the ball? 8. ... gave some ice cream to Lucky and Elfin?

3. You are Elfin (Liz, Lucky). Tell the story.

4.  Get ready to present your project to the class (see Lesson 9).

Lesson 11. Project presentation



My summer in pictures



1. Speak about your summer holidays.
2. Listen to your classmates and take notes. *Whose summer holidays were interesting? What is the most popular place for summer holidays?*

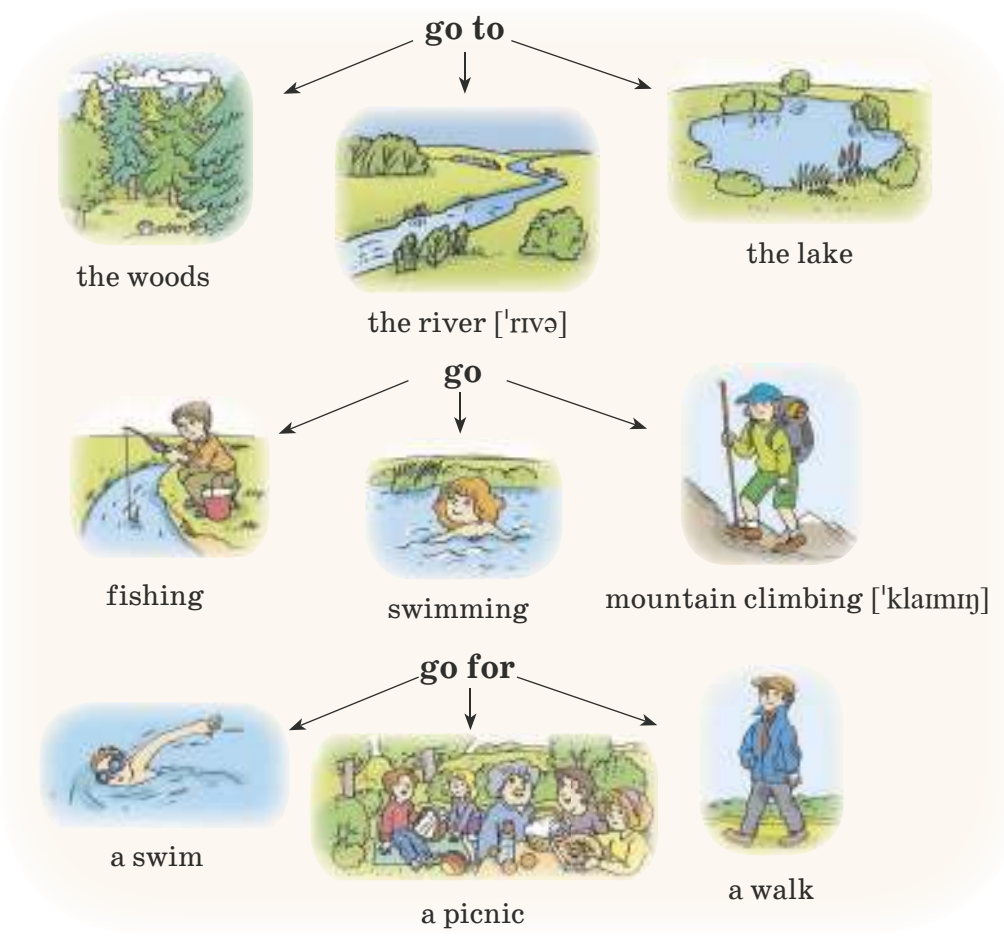


Unit 2

SCHOOL HOLIDAYS: THINGS TO DO

Lesson 1. Go to the country and enjoy nature¹

1.   Picture dictionary.



¹enjoy nature [ɪn'dʒɔɪ ˌneɪtʃə] – атрымліваць асалоду ад прыроды

2a. 📻 🎧 Listen to the chant and number the pictures in the correct order.

Did you go to the country
During the summer holidays?

Yes, I did. With my parents. In June.

What did you do there?

Oh, lots of things!

One day, we went to the lake.

We went fishing.

We went swimming.

The weather was really great!

Did your big brother go to the country
During the summer holidays?

No, he didn't. He stayed in town.

What did he do there?

Oh, lots of things!

He spent time¹ with his friends.

They rode bikes. They played on the swings.

They played in the park till dark².



A



B



C



D



E



F

during ['dʒʊərɪŋ] – у час, на працягу



¹ spent time – праводзіў час

² till dark [tɪl 'dɑ:k] – дацямна



2b.   Listen, read and say the chant.

3.   Grammar secret.

The Past Simple Tense: general questions Прошлы прсты час: агульныя пытанні

		V ... ?
Did	I	<p>go to the coun- try?</p> <p>stay in town?</p>
	he / she / it / my brother	
	we / you / they / the children	

Short answers

Yes,	(I)	 .
No,	(he) / she / it	 .
	(we) / you / they	

4a. Complete the questionnaire “Popular summer holidays places and activities”.

During the summer holidays, ...

1. ... you go ... the country?
2. ... you stay ... town?
3. ... you go ... the woods?
4. ... you go ... the river or ... the lake?
5. ... you go ... fishing?

6. ... you go ... a swim?
7. ... you go ... a picnic in the country?
8. ... you go ... a picnic in the park?
9. ... you go ... a walk in the park?
10. ... you go ... swimming in the swimming pool?

4b. Work in pairs. Interview each other.

Model. A: Did you go to the country during the summer holidays?
B: No, I didn't.
A: Did you go for a picnic in the park during the summer holidays?
B: Yes, I did.

4c. Work in groups of 3–4 people. Compare your answers. What is the most popular summer holidays place and activity in your group?

5. Play a guessing game.

Model. A: Did you go to the country? – B: No, I didn't.
A: Did you go to the park? – B: Yes, I did.
A: Did you go for a picnic in the park? – B: Yes, I did.
A: You're Susan!



Edward



Scott



Max



Kristin



Wendy



Susan

6a. Interview your classmates about their summer holidays.

Model. A: Did you go to the museum in the summer holidays?

B: No, I didn't.

during the summer holidays = **in** the summer holidays

HELP BOX

go to the

theatre, cinema, swimming pool, zoo, museum, disco, circus, park, woods, country, river, lake

stay

in town, at home

go for a

walk, picnic, swim

go

swimming, fishing, mountain climbing

play on

the swings, slides, see-saw

play

football, volleyball, basketball, badminton, tennis

listen to music, read books, help my mum, cook dinner

6b. Write 6–8 questions to your teacher about his / her summer holidays. Get ready to interview your teacher.

Lesson 2. Go to a history museum and learn about the past

1a.   Mike and Liz went to the History Museum at the weekend. Listen, read and answer: *What did the children see?*

Cave people

make a fire ['faɪə]



animal skins

make (рабіць) – **made** wear (насіць) – **wore** [wɔ:]

Guide: Look at “Cave people” (пячорныя людзі). They lived 15 thousand¹ years ago.

Mike: Did they live in houses?

Guide: No, they **didn't** live in houses. They **lived** in caves.

Liz: Wow! Did they wear dresses?

Guide: No, they **didn't** wear dresses or trousers. They **wore** animal skins.

Mike: Did they eat meat?

Guide: Yes, they did. They **made** a fire and cooked meat.

Liz: Did they have pets?

Guide: Yes, they did. They had cats and dogs.

Liz: Mike, I like that black cat!

¹ thousand ['θaʊz(ə)nd] – тысяча

Mike: Let's touch it!¹

Cat: Miaow!



Liz: Oh, dear! It's alive (ЖИВЫ)!

Guide: Don't worry! It's our museum cat, Felix.

1b. Read the sentences about the life of cave people.

2.  Grammar secret.

The Past Simple Tense: negative sentences Прошлы прсты час: адмоўныя сказы

	 did not	V
I	did not did not = didn't	live in houses.
He / She / It		wear jeans.
We / You / They / Cave people		

3a.  Listen, read and say the chant "Cave people".

Did they eat pizza?
Did they eat ice cream?
Did they eat hot dogs?
No, they didn't.
 They didn't eat pizza.
 They didn't eat ice cream.
 They didn't eat hot dogs.
 Cave people.
Did they wear jeans?
Did they wear trainers?
Did they wear T-shirts?
No, they didn't.



¹ Let's touch [tʌtʃ] it! – Давай дакранёмся да яго!

They didn't wear jeans.
They didn't wear trainers.
They didn't wear T-shirts.
Cave people.

Did they have TV?

Did they have schools?

Did they have discos?

No, they didn't.

They didn't have TV.

They didn't have schools.

They didn't have discos.

Cave people.



3b. Was the life of cave people interesting or boring?

Model. I think their life wasn't interesting, because they didn't have TV.

3c. Role-play "At the History Museum". Roles: Visitor, Guide.

Model. Visitor: Did cave people live in caves?

Guide: Yes, they did.



4a. What's wrong in the picture?

Model. Cave people didn't have fridges.



4b.  Write 6–8 sentences. *What didn't cave people do?*

Lesson 3. Go to the library¹ and read a good book

1.   Mike took Elfin to the library. Elfin liked the pictures in the book “The cat that walked by himself”. Listen, read and answer: *Why did the dog and the cow come to the cave?*



Many years ago a man and a woman lived in a cave. They had a small baby. The man went hunting² every day. The woman made a fire and cooked food. They didn't have any domestic animals³. All the animals were wild⁴.

On a cold winter's day the woman made a fire. It was warm in the cave. A wild dog saw the fire and ran to the cave. The woman asked, “What do you want, Wild Dog?” The dog answered, “I'm hungry.”



The woman gave him a bone and said, “Live in the cave and help the man to hunt.” So the dog **became** a domestic animal.



Then a wild cow came. The woman asked, “What do you want, Wild Cow?” The cow answered, “I'm hungry.” The woman gave her some grass and said, “Live in the cave and give us milk.” So the cow became a domestic animal.



(after Rudyard Kipling)

become (становіцца) – **became**

¹ **library** [ˈlaɪbrəri] – бібліятэка

² **went hunting** – хадзіў на паляванне

³ **domestic** [dəˈmestɪk] **animals** – свойская жывёла

⁴ **wild** [waɪld] – дзікі

2. Are the sentences true or false? Correct the false ones.

Model. 1. False. They didn't live in a house. They lived in a cave.

1. The man and the woman lived in a house.
2. The man made a fire.
3. The woman cooked food.
4. The woman went hunting every day.
5. The man and the woman had a baby.
6. The woman gave some grass to the dog.
7. The cow ate the grass.
8. The dog helped the woman hunt.
9. The dog and the cow became domestic animals.

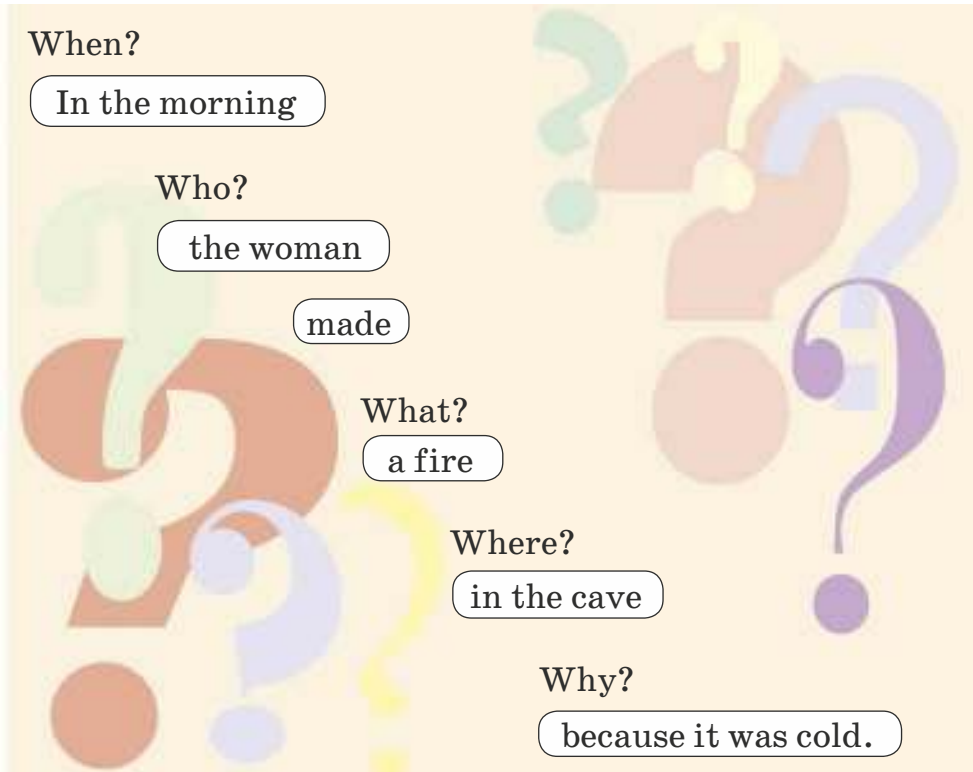
3. Match the questions with the answers.

Model. 1 – E.

1	What did the man do?	A	In a cave.
2	What did the woman do?	B	She cooked meat.
3	Where did they live?	C	Because he was hungry.
4	Why did the dog come to the cave?	D	To the man and the woman.
5	When did the dog become domestic?	E	He went hunting.
6	Who did the cow give milk to?	F	After the woman gave him a bone.

4.   Grammar secret.

Question words
Пытательные слова



When?
In the morning

Who?
the woman
made

What?
a fire

Where?
in the cave

Why?
because it was cold.

**TOP
SECRET**

when – калі

what [wɒt] – што

who [hu:] – хто

where [weə] – дзе, куды





why [waɪ] – чаму

5. Complete the questions with Wh-words.

1. *When* did the cave people live? – Many years ago.
2. ... did the woman cook? – Food.
3. ... did the dog run? – To the cave.
4. ... did the woman give the cow some grass? – Because she was hungry.
5. ... came to the cave? – A dog and a cow.

6.   **Grammar secret.**

The Past Simple Tense: Wh-questions Прошлы прсты час: спецыяльныя пытанні

	 did		 V ... ?
What Where Why	did	I he / she / it / the woman you / we / they	do in the morning? make a fire?

7a. Write the words in the correct order to make questions.

1. many years ago / live / the woman / the man / did / where / and / ?
2. did / go / when / the man / hunting / ?
3. why / the wild dog / run / did / the cave / to / ?

7b. Match the answers A–C with the questions 1–3 in ex. 7a.

- A. Because he saw the fire.
- B. They lived in a cave.
- C. The man went hunting every day.

7c. 📖 These sentences are the answers to your questions. Write Wh-questions to the underlined words.

Model. 1. In a cave. – Where did the man and the woman live?

1. The man and the woman lived in a cave. 2. The woman made a fire and cooked food every day. 3. The man went hunting every day. 4. The wild animals came to the cave because they were hungry. 5. The woman gave a bone to the dog. 6. The woman gave the cow some grass.

Lesson 4. Go to the cinema and watch a good film

1. 📺🎧 Elfin liked the book and Liz took him to the cinema to watch the film “The cat that walked by himself”. Listen, read and answer: *Did the cat become a domestic animal?*



In the forest there lived a cat. He walked by himself. He didn't want to help people. But the cat was hungry. So he ran to the cave.

The woman asked, “What can you do, Wild Cat?” “I can walk by myself,” answered the cat. “Walk away then!” “But I'm hungry.”

The woman **thought** and said, “If I call you ‘a good cat’, you can live in the cave.” Suddenly the baby started crying. The cat ran to the baby and played with it. The cat was warm and fluffy¹. The baby stopped crying and smiled (успіхнуўся).



¹ fluffy – пушысты

The woman saw that and said, “What a good cat!” “Aha!” said the cat. “Now I can live in the cave and drink milk every day.”

So the cat became a domestic animal. He lived with the people, drank milk and played with the baby.

But every evening he went to the forest. There, he walked by himself.



(after Rudyard Kipling)

think (думаць) – **thought** [θɔ:t]

2. Answer the questions.

1. Why did the cat come to the cave? 2. Did the woman like that the cat walked by himself? 3. Why did the woman call the cat ‘a good cat’? 4. Why did the baby smile? 5. What food did the woman give to the cat? 6. How did the cat help the people? 7. Where did the cat go in the evenings?

3. Work in pairs. Ask and answer more questions about the story.

4a. You're Dog (Cow, Cat). Tell your story.

**HELP
BOX**

Many years ago I was a wild ...	I lived ...
One day I was ...	I saw a ... I ... to the cave.
The woman gave me ...	She said, “...”
I became a domestic ...	Now I live with ...

4b. Write down your story.

Lesson 5. Go to the amusement park and have fun

1.  There is an amusement park near Liz's house. Read the brochure [*'brəʊʃə*] and answer: *What can visitors do at the amusement park?*

Welcome to Funland!

Funland is the best amusement park!

Open:
Monday to Friday: 10 a.m. – 5 p.m.
Saturday and Sunday: 9 a.m. – 8 p.m.



Play on the slide!
Play on the swings!

Buy gifts!
Visit our café!
Ride a pony!

Go on the big wheel!
Go on the merry-go-round!
Go on the rides!



1. café	5. merry-go-round
2. slide	6. gift shop
3. swings	7. see-saw
4. big wheel	8. pony

2a. Write questions to ask Elfin about his visit to Funland last weekend. Use the words from the box.

When did you ...?
Where did you ...?
What did you ...?
Who did you ... with?



2b.   Listen to Elfin to check your questions and get the answers.

2c.   Listen again, count and answer: *How much did Elfin and Liz pay?*

рау (плаціць) – **paid** буу (купляць) – **bought** [bɔ:t]



3. Put the sentences in the correct order.

Model. 1 – E.

- A. So we went to the café. We had pizza and orange juice.
- B. First, we went on the merry-go-round. That was fast! We didn't go on the big wheel. I don't like it.
- C. That was my best weekend!

D. Liz bought a lovely teddy bear. Then we played on the swings. That was fun but I got dizzy¹ very soon. We were tired and hungry.

E. Yesterday we went to the “Funland” amusement park. Liz took me there. It was cool!

F. I like riding ponies! So I rode a pony and we went to the gift shop.

4a. Complete the questions with Wh-words. Interview Liz.

• who

• where

• what

• when

• *how much*


1. ... did you go to the amusement park? 2. ... did you go there with? 3. ... did you do there? 4. ... did you eat at the amusement park? 5. ... did you drink at the amusement park? 6. ... did you buy there? 7. ... did you pay? 8. ... did you go home?

4b. Role-play. Roles: Interviewer, Liz.

4c. Interview your classmate. Work in pairs.

4d.  Write the questions for the interview from ex. 4a. Add your own questions.

Lesson 6. Go on a school trip² and connect³ lessons to real life

1a.  Last weekend, Mikita’s class went on a school trip. They went to Dudutki. Listen, read and answer: *What can visitors see at Dudutki? What can they do there?*

¹ I got dizzy – у мене закружилася голова

² on a school trip – на школьну́ю екскурсію

³ connect [кэ'нект] – зв'язваць

The Ethnographic Museum “Dudutki”

*Welcome to Dudutki
on the quiet Ptich River!*

Come and learn about Belarusian history and culture¹, traditions and nature!

You can visit

- ✓ workshops² to see how to make pots³, straw⁴ toys, horse shoes for luck;
- ✓ the village bakery⁵ to eat fresh (свежы) bread;
- ✓ the farm to see domestic and exotic [Іг'здтiк] animals and birds;
- ✓ the water park to walk along the river and enjoy the beauty of the Belarusian countryside;
- ✓ the museum of Belarusian life in the 20th century⁶.



¹ **culture** ['kʌltʃə] – культура

² **workshop** ['wɜ:kʃɒp] – майстэрня

³ **pot** – гаршчок (гліняны)

⁴ **straw** [strɔ:] – саламяны

⁵ **village bakery** ['vɪlɪdʒ 'beɪkəri] – вясковая пякарня

⁶ **century** ['sentʃəri] – стагоддзе, век



sheep



an ostrich¹



a goat²

You can also

- ✓ ride horses;
- ✓ watch concerts in Belarusian;
- ✓ have traditional Belarusian dishes (стравы) for lunch;
- ✓ see a collection of old cars;
- ✓ fly in a hot-air ['hɒt'eə] balloon.



a peacock³



ducks and chickens



¹ an ostrich ['ɒstrɪtʃ] – страус

² a goat [gəʊt] – каза

³ a peacock ['pi:kɒk] – паўлін

1b. Read the brochure again and answer the questions.

1. Where is the village (вёска) of Dudutki? 2. Where can you get a horse shoe for luck? 3. Where can you feed ostriches? 4. Where can you make a pot? 5. Where can you eat fresh bread? 6. Where can you enjoy the countryside?

1c. Work in pairs. Discuss the questions.

1. What is unusual about Dudutki? 2. What would you like to see there? Why? 3. What would you like to do there? Why?

2a. Work in pairs. Say what Mikita's class did and didn't do on the school trip to Dudutki.

Model. They didn't have lunch at Dudutki. They went to the bakery.

✓	✗
walk in the water park	have lunch
go to the bakery	drink kvas
go to the museum	feed the sheep
eat fresh bread	see old cars
take a horse shoe home	ride horses
buy gifts (сувеніры)	
go to the farm	
take photos of the farm animals	
feed the ducks	

feed (карміць) – fed

2b. Write 5–6 sentences about Mikita's school trip. Use ex. 2a.

3. Complete Mikita's letter. Use the words from the box.

went went bought visited watched
listened watched fed visited ride
fed went were liked bought

Dear Mike and Liz,

At the weekend my class went (1) on a school trip. We ... (2) to Dudutki, an ethnographic museum near Minsk. There ... (3) lots of things to do there!

First, we ... (4) the workshops. We ... (5) a man making horse shoes, and a woman making straw toys. We also... (6) to Belarusian songs. Then, we ... (7) the baker making bread. Then we ... (8) the farm. We didn't ... (9) horses but we ... (10) them. Finally, we ... (11) to the water park and ... (12) the ducks. At the gift shop, I ... (13) a pot for my mum. I also ... (14) some fresh bread, a horse shoe and a little straw toy to take home.

I ... (15) our school trip very much!

Is there an ethnographic museum near where you live? What can you see and do there?

Mikita

Lesson 7. The best thing I did during my school holidays

1a. These are some places where children in Belarus, Canada, the USA, and Britain like going to during their school holidays. Look and guess: *What are the places? What can one do there?*



(A)



(B)

roller coaster



(C)



(D)

1b.   Some children wrote letters to a magazine (чагоіііі). Listen, read and match their letters with the pictures in ex. 1a.

The best thing I did during my school holidays

Dino's page

1

Hi Dino,

Last winter, during my school holidays, I went to the Robot [ˈrəʊbɒt] Festival at the Science Museum. I went there with my mum and my little brother. We saw a lot of robots: big and small, short and tall, quiet and noisy. We also saw the people who made the robots. We talked to the robots. It was cool! Then we went to the café. Robots made sandwiches and treated (чаііавалі) us. It was super! That was the best thing I did during my holidays. I'm going to visit the Robot Festival again.

Rick, 11, Britain

2 Hello Dino,

Last summer, my grandparents visited us. They came from Mexico and stayed with us for two weeks. One day, my granny and grandad took me and my sister to the zoo. We saw a lot of animals there! We saw a baby giraffe and a family of pandas, an elephant and a polar bear (белы мядзведзь). The zoo keeper answered all my questions. Then we took a bus and went on a 30-minute ride around the zoo. We had lunch in a café. I ate a chicken burger¹ and drank some cold tea. We liked the zoo very much. It was the best thing we did in summer. Next summer, when we have school holidays, my sister and I are going to visit our grandparents in Mexico. They're going to take us to the zoo near their city.

Olivia, 9, USA

3 Hello Dino,

Last month, a new amusement park opened in our city. It was during the school spring holidays, so there were a lot of children there. My dad took me and my cousins, Peter and Dave, to the amusement park, and we stayed there from morning till night. We loved the rides so much! First, we went on the big wheel. We did it ten times. Then, we had a ride on a roller coaster², one of the tallest in the world. Peter, Dave and I screamed³ all the way up and down! Then, we went to the café and ate ten ice creams. Finally, we visited the dinosaur ['daɪnəsɔ:] area in the park. It was super! There were 40 dinosaurs there. They all looked like real ones. That was the best thing I did during my school holidays. I'm going to ask my parents to take me to the amusement park again on my birthday.

Jerry, 12, Canada

¹ **a chicken burger** ['bɜːɡə] – бургер з курыцы

² **a roller coaster** ['rəʊlə ,kəʊstə] – амерыканскія горкі

³ **scream** [skri:m] – вішчаць, пішчаць

4

Dear Dino,

Last November, during the school holidays, my friends and I went to the aqua [ˈækwə] park in Grodno. It was great! First, we played on the water slides. It was so much fun! Then we got hungry and had lunch at the café. I ate a whole (цэлую) pizza! Then we went to the swimming pool, swam and played games there. I got a small prize – a little dolphin! That was the best day of my autumn holidays! I’m going to ask our teacher to take us to the aqua park again.

Alina, 10, Belarus

1c. Read the letters again and say who...


1. ... ate pizza. 2. ... went on the big wheel. 3. ... got a prize.
4. ... saw robots. 5. ... saw lots of animals. 6. ... drank cold tea.
7. ... saw dinosaurs. 8. ... played on the water slides. 9. ... wants to go there on his birthday. 10. ... is going to the aqua park again.

2a. Put the words in the correct order to make questions. Work in pairs.

1. the / thing / you / what / did / was / best / summer / during / the / holidays / ?
2. did / where / you / go / ?
3. who / with / there / you / go / did / ?
4. you / see / there / what / did / ?
5. did / what / you / there / do / ?
6. did / there / a café / to / go / you / ?
7. eat / you / did / what / ?
8. going / to / are / do / again / it / you / ?

2b. Role-play. Roles: Interviewer, Rick / Olivia / Jerry / Alina. Use the questions in ex. 2a.

3. Guess where your partner had his / her best day during school holidays. Ask any 5 questions from ex. 2a. Work in pairs. Think of the following places:



4.  Write a letter to Dino's page about the best thing you did during your school autumn / winter / spring / summer holidays. Use the examples in ex. 1b.

Lesson 8. Project "Interview at the school radio station"

1a. During the summer holidays, Liz visited her aunt. Read the story about her visit and answer: *Who lives in the castle*¹?

spend (праводзіць) – spent (*holidays*)

My brother and I always visit Aunt Susan during our school holidays in summer. We **spent** a week there last July. Aunt Susan lives in Devon [¹'devn] in a big old castle. It's



¹ castle ['kɑ:s(ə)l] – замок

very beautiful. There are a lot of flowers in front of the castle, and a lot of trees behind it. Downstairs there is a museum. Our bedrooms were upstairs.

In the morning, we helped our aunt in the garden. My brother watered the flowers, and I picked some flowers to put in a vase. In the afternoon, when it was very hot, we stayed inside (унутры) and explored¹ the museum collections. Every day we had a picnic under the trees, and Aunt Susan told us stories. She is very good at storytelling.

One night, I saw a ghost². It was scary³! It was the ghost of White Lady. Aunt Susie said that White Lady was her great-great-grandmother. She lived in the castle one hundred years ago.

Visiting Aunt Susan is my favourite thing to do during the school holidays.



1b. Are the sentences true or false?

1. Liz was in Devon during her summer holidays.
2. Aunt Susan's house is a castle.
3. There is a museum in the house where Aunt Susan lives.
4. Liz and her brother helped their aunt to clean the house.
5. Liz and her brother had lunch in the dining room of the castle.
6. Aunt Susan is good at telling stories.
7. Aunt Susan's great-great-grandfather lived in the castle 100 years ago.
8. Liz liked the ghost of White Lady.

¹ **explore** [ɪk'splɔ:] – вывучаць, даследаваць

² **ghost** [gəʊst] – здань

³ **scary** ['skeəri] – страшны

2a. Liz is at the school radio station. Match the questions with the answers.

Model. 1 – D.

1	Where did you go during your summer holidays?	A	Because we wanted to visit our aunt.
2	Who did you go there with?	B	In a castle.
3	Where did you stay?	C	Seven days.
4	Why did you go there?	D	To Devon.
5	What did you do there?	E	With my brother.
6	How many days did you spend there?	F	Helped our aunt, explored the museum collections and listened to my aunt's stories.

2b. Work in pairs. Check your answers.

2c. Role-play. Roles: Reporter, Liz / Liz's brother.

3a. 📻 🎧 A school reporter interviews Jacob, Liz's classmate, about the best thing he did during the school holidays. Listen and put the pictures in the correct order.





3b.   Listen again and answer the questions about Jacob.

1. What was the best thing Jacob did during his summer holidays? 2. When did he go to the sports camp? 3. What did he do there? 4. Why did he like it? 5. Is he going to the sports camp again?

3c. Role-play. Roles: Reporter, Liz's classmates.

4. Do the project "Interview at the school radio station".

1. Work in pairs. You're going to record your interviews for the school radio station. **Part 1:** Student 1, you're a *Reporter*, Student 2, you're *You*. **Part 2:** swap the roles (пам'яняйтеся ролями).
2. *Reporter*, use the questions in ex. 2a for your interview. Add one question. *You*, answer the Reporter's questions. Use ex. 4 (Lesson 7).

5.  Get ready to record your interview.

1. Rehearse¹ the interview. Speak loudly and clearly².
2. Use a voice recorder (дыктафон) in your mobile phone to record the interview.



Summer in the mountains (cloze test on 'do, does, did').

¹ rehearse [ri'hɜ:s] – рэпечіраваць

² loudly and clearly – гучна і виразна

Lesson 9. The first pearl

1. 📁 🎧 Mike and Elfin went to the museum. Listen, read and answer: *Who made a mess there?*

Last Friday Mike went to the Dinosaur Museum. He took Elfin with him. They saw lots of dinosaurs there.

Dinosaurs lived about 150 million years ago.
They were big and small, fast and slow.

Elfin: How interesting!

Mike: Yes, dinosaurs were very interesting animals!

Moldy: Rotty, look! What ugly animals! Let's jump and play!

Rotty: No, silly!

Guide: Now you can see the smallest dinosaur... What's that? A monster!!!

Rotty: It's time to run away!



CRASH!



BANG!



BOOM!

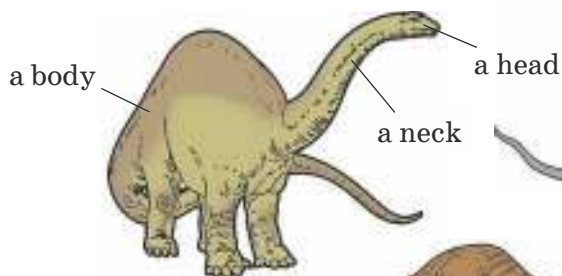


Mike: Look! What a beautiful tooth¹!

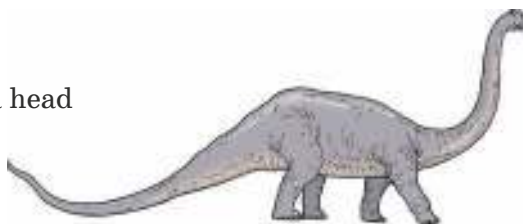
Elfin: It's a pearl from my dad's crown!

Mike: Look! A monster! Pick the pearl! Quick!

2. The Tree Monsters made a mess in the museum. Match the pictures with the right texts.



1. the brontosaurus
[ˌbrɒntəˈsɔːrəs]



2. the diplodocus
[dɪpˈlɒdəkəs]



3. the compsognathus
[ˌkɒmpˈsɒɡnəθəs]

A. This was the biggest dinosaur. It lived 155 million years ago. It had a big body and a small mouth. It ate leaves.

B. This was the smallest dinosaur. It lived 145 million years ago. It ate small animals. It ran very fast.

C. This was the longest dinosaur. It lived 150 million years ago. It had a very long neck and a very small head. Its teeth were short. It ate grass.

¹ a tooth [tu:θ] – зуб

3. Complete the sentences.

1. Elfin isn't a boy. *He's an elf.* 2. Mike isn't an elf. He ...
3. Moldy and Rotty aren't elves. They ... 4. Moldy and Rotty aren't people. They ... 5. A brontosaurus wasn't a horse. It ...
6. It wasn't a dinosaur's tooth. It ...

elf – elves

4. Match parts of the sentences to make up a story.

Model. 1 – B.

1	Mike took ...	A	leaves.
2	Mike and Elfin saw ...	B	Elfin to the museum.
3	The brontosaurus lived ...	C	a very long neck.
4	The compsognathus ran ...	D	lots of dinosaurs.
5	The brontosaurus ate ...	E	very fast.
6	The diplodocus had ...	F	155 million years ago.

5a. Work in pairs. Complete Elfin's letter. Use the words from the box in Past Simple.

find (знаходзіць) – found [faʊnd]

look take see be walk be see want
be eat live eat be find be come listen



Dear Mum and Dad,

Yesterday I was (1) at the Dinosaur Museum. My friend Mike ... (2) me there.

First, we ... (3) to stories about dinosaurs. They ... (4) millions of years ago. They ... (5) big and small. Some dinosaurs ... (6) leaves and grass. Some ... (7) small animals.

Then we ... (8) around the museum and ... (9) at dinosaurs. Then I ... (10) the Tree Monsters. They ... (11) noisy.

Then Mike ... (12) a white dinosaur tooth on the floor. No, it wasn't a tooth, it ... (13) a pearl from your crown! The Tree Monsters ... (14) to the museum because they ... (15) the pearl. Moldy and Rooty ... (16) the pearl too, but we ... (17) faster than the Tree Monsters.

I'm very happy! Now I have the first pearl!

Love,

Elfin

5b.  Write Elfin's letter.



Past forms of irregular verbs (matching pairs).


Lesson 10. Dumbo

1. Look at the pictures in ex. 2 and answer the questions in groups of three.

1. Who's Dumbo? 2. Where does he live? 3. Why is he special¹? 4. Is Dumbo's life easy? 5. Has he got a friend? If yes, who is it?

¹ special ['speʃ(ə)l] – асаблівы

2.   Read and answer: *Who liked Dumbo?*



This story started one spring morning when a circus came to a town. All the people and animals in the circus were happy. The happiest of all was Mrs Jumbo, the elephant. She had a new baby elephant. His name was Dumbo. The circus animals laughed¹ at him because his ears were very, very big. But Mrs Jumbo loved her son very much.

In the morning there was a great parade. Horses and giraffes, funny monkeys and dogs, lions and tigers, bears and elephants walked down the street. When people saw Dumbo, they shouted², “Look! Look at that funny animal with big ears! He can’t be an elephant! He’s a clown!” Dumbo was very sad.



The next day they made Dumbo into a clown. They dressed him in a baby dress and put a hat on his head. Dumbo didn’t like it. He didn’t want to be a clown. He was very sad. The smallest animal in the circus was Timothy the Mouse. He wanted to help Dumbo. “Hi, Dumbo!

clown [klaʊn]



¹ **laughed** [lɑ:ft] – смяяліся

² **shouted** [ʃaʊtɪd] – закрычалі

I'm your friend. Your ears are beautiful! I can teach you to fly," said Timothy.

And Timothy started teaching Dumbo to fly. The elephant wanted to learn but he fell down¹. Suddenly a bird flew to the friends and said, "Here, take this magic feather. It can help you to fly." Dumbo took the feather and up went his ears. And ... and ... he flew!

In the evening show Timothy gave Dumbo the magic feather. The elephant jumped up to fly but dropped² the magic feather. Dumbo fell down.



feather [ˈfeðə]

Timothy saw that and shouted, "The feather isn't magic! You can fly!" Up went Dumbo's ears and ... he flew up! "Hooray!" shouted the people in the circus. Dumbo became a hero!

3. Are the sentences true or false?

1. Dumbo was a baby elephant. 2. The animals at the circus thought that Dumbo was funny. 3. Mrs Jumbo was Dumbo's aunt. 4. Mrs Jumbo loved Dumbo very much. 5. Dumbo was happy to be a clown. 6. The feather was magic. 7. Dumbo could fly. 8. Timothy was a good teacher.

can (умець) – could [kʊd]

¹ fell down – упаў

² dropped – упусціў

4. Choose a, b or c.

1. Dumbo was born ...
a) in spring. b) in autumn. c) in winter.
2. The animals laughed at Dumbo because ...
a) he was big. b) his ears were big. c) he was a baby.
3. At the parade people ...
a) liked Dumbo. b) laughed at Dumbo.
c) played with Dumbo.
4. Dumbo was sad because ...
a) he was funny. b) he didn't want to fly.
c) he didn't want to be a clown.
5. Dumbo flew up because ...
a) the feather was magic. b) people laughed at him.
c) Timothy helped him.

5a. Work in pairs. Retell the story about Dumbo. Use ex. 4 as a plan. Add more details to each sentence.

Model. Dumbo was born in spring. He was born in a circus. His mum, Mrs Jumbo, was happy when Dumbo was born ...

5b.  Write a short story about Dumbo.

Lesson 11. Project presentation



Interview at the school radio station

1. Play the recording to your class (see Lesson 8).
2. Listen to the other groups' recordings. Which is the best one? Why do you think so?



Unit 3

DO YOU LIKE TV?

Lesson 1. What's on TV?

1a.   Picture dictionary.



the news
[nju:z]



a documentary
[,dɒkjʊ'ment(ə)ri]



a nature programme
['neɪtʃə ,prəʊgræm]



a quiz show
['kwɪz ,ʃəʊ]



a talent show
['tælənt ,ʃəʊ]



a sports programme
['spɔ:ts ,prəʊgræm]



a cartoon
[kɑ:'tu:n]



a talk show
['tɔ:k ,ʃəʊ]



a music programme
['mju:zɪk ,prəʊgræm]

1b. Work in pairs. Speak about the programmes you and your family like.

Model. I like documentaries. My dad and granny like documentaries, too.

2a.   Listen and answer: *What programmes don't they mention¹?*



Jenny



Fred



Meg and Greg



Lilian and Jason

a TV channel [ˈtʃæn(ə)l]

2b. Read the interviews and say what TV channels they like.

1. Reporter: Hi Jenny. What TV channels do you like?

Jenny: I like Discovery [dɪˈskʌv(ə)ri] Channel a lot.

Reporter: I see. What are your favourite programmes on Discovery Channel, Jenny?

Jenny: I like documentaries. I watch them every day.

2. Reporter: Hi Fred. What about you? What TV channels do you like?

¹ **don't mention** [ˈmenʃ(ə)n] – не згадваюць, не называюць

Fred: The Music Channel, of course¹!

Reporter: Oh, really? What programmes do you like on the Music Channel, Fred?

Fred: Talk shows! Talent shows! Music programmes! I can watch them day and night!

3. Reporter: Hi, Greg! Hi Meg! What TV channel do you like watching?

Greg and Meg: For children!

Reporter: Oh, yes, of course! Greg, what's your favourite programme?

Greg: I like nature programmes for children.

Reporter: I see. Meg, what about you?

Meg: I like nature programmes, too.

.....
toο – таксама
.....

the news = it

4. Reporter: Hi Jason. Hi Lilian. Your children like the Children's Channel, of course. What's your favourite TV channel?

Jason: I like the news. I watch it on Euronews ['juərəʊ nju:z] Channel every morning.

Reporter: And what do you like watching in the evening?

Jason: When I come home, I'm usually very tired to watch TV. But sometimes I watch a good film with Lilian.

Reporter: I see. Lilian, what about you? What TV channels and programmes do you like?

Lilian: I love many programmes, and I love films. I can't go to bed without a good film on TV. The Cinema Channel is my favourite.

¹ of course [kɔ:s] – вядома

2c. Work in pairs. *Student 1*, say what you remember about Jenny, Greg and Meg. *Student 2*, say what you remember about Fred, Jason and Lilian.

Model. *Student 1:* Jenny likes documentaries. She watches them on Discovery Channel.

2d. Rank the channels from the interview. Choose the best and the worst channels for you.

3. What is the odd one out? Why?

Model. Group 1. The odd one out is Disney Channel because it's for children.



tell(s) unreal¹ stories for children about sport
tell(s) real facts about the world

1) My Planet, Disney Channel, National Geographic ['næʃ(ə)nəl ,dʒi:ə'græfɪk], Discovery Channel;

2) Eurosport ['jʊərəʊ ,spɔ:t], a talent show, a music programme, a music quiz;

3) a documentary, a nature programme, a film, the news;

4) a film, the news, a cartoon, a film for children.

4a. Speak about your favourite and least favourite TV channels and programmes. Work in pairs.

Model. I like all TV channels. I love watching programmes about animals and nature. My favourite channel is My Planet. My least favourite TV programmes are sports programmes. I don't think they're interesting ['ɪntrəstɪŋ].

4b.  Write about your partner's favourite and least favourite TV channels and programmes.

¹ unreal [ˌʌn'riəl] – неспраўдны, выдуманы

Lesson 2. Films for you and me

1a. Are you film experts? Match parts of the film titles. Work in groups.

Model. 1 – C. *The Wizard of Oz*.

1. The Wizard ¹ ['wɪzəd]	A. of the Caribbean [ˌkærɪ'bi:ən]
2. The Adventures [əd'ventʃəz]	B. Rings ²
3. The Lord of the	C. of Oz [ɒz]
4. Spy (шпіён)	D. of Sherlock Holmes
5. Mr Bean's	E. and Juliet ['dʒu:lɪət]
6. The Fifth	F. Kids
7. The Pirates ['paɪrəts]	G. Holiday
8. Monster	H. Element
9. Romeo ['rəʊmiəʊ]	I. House

¹ **wizard** – чараўнік

² **rings** – кольцы

1b. Check as a class. How many titles have you made up correctly?
Which group is film experts?

2.   Picture dictionary.



a detective
[dɪ'tektɪv] film



an action
['ækʃ(ə)n] film



an adventure
[əd'ventʃə] film



a romantic
[rəʊ'mæntɪk] film



a comedy
['kɒmədi]



a horror
['hɒrə] film



a fantasy
['fæntəsi] film



a sitcom
['sɪtkɒm]



a fairy tale
['feəri ,teɪl]



a science fiction [ˌsaɪəns 'fɪkʃ(ə)n] film

3. What types of films are they? Use ex. 1a and 2. Work in pairs.

Model. Picture 1 is “Monster House”. It’s a horror film.



4. Match the pictures in ex. 3 with the film descriptions.

Model. 1 – G. A horror film is a story that scares you.

A	a story about love
B	a story about planets, stars and aliens ¹
C	a story about dragons, elves, goblins, or hobbits
D	a story in which a detective solves a crime (раскрывает злочыныства)

¹ **alien** [ˈeɪliən] – іншапланецянiн

E	a story about pirates or cowboys
F	a story in which there is a lot of action and fights ¹
G	a story that scares ² you
H	a story that makes you laugh ³
I	a story about magic places, princesses [prɪn'sesɪz], animals that can talk

5. Play a guessing game with the pictures in ex. 2.

Model. A: Is it a story that makes you laugh? – B: No, it isn't.
 A: Is it a story about pirates? – B: Yes, it is.
 A: It's an adventure film!

6. Chose one type of film. Walk around the class and ask a question about it. Tick every positive answer. Then make a class survey on the board. What's the most popular type of film in your class?

Model. Do you like detective films?

7a. Work in pairs. Choose and read true sentences about watching TV in your family.

1. I watch comedies every day. 2. My dad likes science fiction films. 3. My mum doesn't like fantasy films. 4. My parents don't like cartoons. 5. My mum and dad like romantic films. 6. My granny watches detective films every day. 7. My grandad likes adventure films. 8. My grandparents watch action films on DVDs. 9. My friend likes horror films. 10. My cousin doesn't like fairy tales.

¹ **action and fights** [faɪts] – дзеянні і бойкі

² **scare** [skeə] – палохаць

³ **laugh** [lɑ:f] – смяяцца

7b.  Write 6–8 sentences about watching TV in your family.

Model. My mum loves romantic films. She doesn't like horror films. ...

Lesson 3. Do you like comedies? – I love them.

1.  Listen, read and say the chant “Do you like sitcoms?”

Do you like sitcoms?
I love them. I love them.
Do you like the news?
I like it. I like it.
Do you like fairy tales?
I don't mind them.
Do you like cartoons?
No! I hate them! They're for little children!



love like don't mind [mand] hate

2.  Grammar secret.

Object pronouns

Ускосны склон асабовых займеннікаў

Назоўны склон

I	you	he	she	it	we	they
---	-----	----	-----	----	----	------

Ускосны склон

me	you	him	her	it	us	them
----	-----	-----	-----	----	----	------

3a. Complete the sentences.

Model. 1 – them.

1. I love detective films, and my dad loves
2. My parents like the news, and I don't mind
3. My granny likes sitcoms. She watches ... every day.
4. My aunt lives abroad. She watches the news every day. She watches ... on Russian channels.
5. Do ... like TV? – Yes, I like
6. My little sister doesn't like horror films. She likes cartoons. I watch them with
7. Brad Pitt is a very good actor. I like
8. Does your friend like quiz shows? – Yes, ... does.

3b. Check your answers with your partner.

4a. Work in pairs. Student 1, ask Student 2 as many questions as you can in 3 minutes.

Model. S1: Do you like action films? – S2: Yes, I like them.

S1: Do you like Liza Bayarskaya? – S2: Sorry, I don't know her.

talk shows	the news	quiz shows	talent shows
fantasy films	cartoons	sports programmes	
action films	Johnny Depp	Gosha Kutsenka	
Liza Bayarskaya	Angelina Jolie		

4b. Change the roles.

5a. 📻 🎧 Listen to Mike, Liz and Elfin talking about TV and answer: *What do the children like watching? What don't they like? Why?*

interesting

boring

for girls

great

cool

for boys

super



5b. Work in pairs. Speak about the TV programmes and films you both love, like, don't mind or hate. Use ex. 1 as a model.

5c. Report to the class.

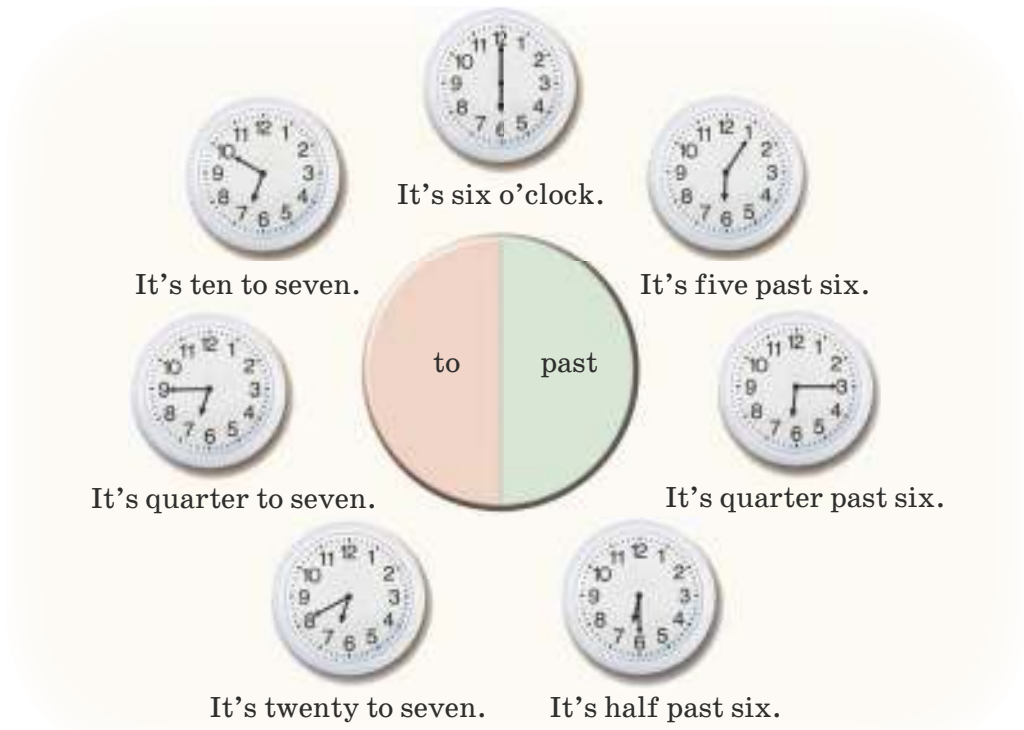
both [bəʊθ] – абодва, абедзве

Model. We both love science fiction films. We like them because they're cool.

5d. 📄 Write 6–8 sentences about your favourite TV programmes and films.

Lesson 4. What time is it?

1. Picture dictionary.



It's six o'clock.

It's ten to seven.

It's five past six.

It's quarter to seven.

It's quarter past six.

It's twenty to seven.

It's half past six.

2a. Listen, read and say the chant "What time is it?"



What time is it?
It's quarter to three.
Quarter to three?
Let's swim in the sea!

What time is it?
It's quarter past three.
Quarter past three?
Let's climb a tree!



What time is it?
It's half past three.
Half past three?
Let's watch TV!



2b. Match the pictures with the time.

3.30

2.45

3.15

3a. Read the TV guide. What programmes are they?

Model. *Peter Pan* is a cartoon.

3b. Play a guessing game. What is on?

to be on = to be on TV

Model. **A:** What time is it? – **B:** It's five past three.
A: A cartoon is on.

a.m. = 00.00 – 11.59 p.m. = 12.00 – 23.59

11.00 a.m. **Peter Pan**
Disney Studio presents

1.15 p.m. **Sportsworld**
Table tennis from London



2.00 p.m.

Documentary
Gorillas in Africa



2.40 p.m.

Britain's Got Talent
Talented people of all ages



3.05 p.m.

Toy Story 4
Adventures of old and new friends



4.50 p.m.

Superquiz
A popular TV show for all the family



6.00 p.m.

Six O'Clock News
Tim Brown presents world and home daily news



6.45 p.m.

The Golden Compass
See what happens in the parallel world



8.45 p.m.

Captain Marvel
A superhero film



10.50 p.m.

Dinosaurs come back
A horror film

3c. Are the sentences true or false?

1. An action film is on at quarter to nine.
2. A TV show is on at quarter to five.
3. A Disney cartoon is on at eleven o'clock.
4. A horror film is on at five to seven.
5. The news is on at four o'clock.
6. A talent show is on at twenty past three.

3d.  Write an ideal TV guide for one day. Give your channel a name.



TV programmes (matching words and their definitions).

Lesson 5. I often watch nature programmes

1a. Read the titles and say: *What programmes are they?*

Model. I think *The Pink Panther* is a cartoon.

The Pink Panther

Eight O'Clock News

Cook with us

Ten Questions

The Toy

Jim Carrey in the Studio!

Best of the World Cup

Twenty Questions

Superquiz

Six O'Clock News

Halloween

Sing with us!

1b. 📻🎧 Listen to the interview with Mrs Read and answer: *Which programmes does she speak about?*

I always watch the news.



2a. 📻🔍 Grammar secret.

Adverbs of frequency Прислові частотнасці

	Mon	Tue	Wed	Thu	Fri	Sat	Sun	
the news	✓	✓	✓	✓	✓	✓	✓	always ['ɔ:lweɪz]
quiz shows		✓		✓		✓	✓	often ['ɒf(ə)n]
comedies			✓			✓	✓	sometimes ['sʌmtaɪmz]
cartoons							✓	rarely ['reəli]
horror films								never ['nevə]

2b. Speak about Mrs Read. Complete the sentences.

1. She always watches *the news*.
2. She often watches
3. She sometimes ...
4. She rarely ...
5. She never ...

3a. Speak to your classmate. How often do you watch TV programmes and films?

Model. A: How often do you watch science fiction films?

B: I always watch them.

A: What about action films?

3b. Report to the class.

Model. Sasha always watches science fiction films and action films. He often watches ...

3c.  Write 6–8 sentences about how often you watch TV programmes and films.

Lesson 6. Some comedies are silly

1a. Read and guess the words.

Adventure films are **exciting** [ɪk'saɪtɪŋ]. Adventure films are very interesting to watch. They are never **boring**.

Horror films are **scary** ['skeəri]. They scare (пугають) me. Some horror films are **horrible** ['hɒrəbl].

Romantic films are **touching** ['tʌtʃɪŋ]. They make people feel sad and cry¹.

Most comedies are **amusing** [ə'mju:zɪŋ]. They are fun to watch. Some comedies are **silly**. They aren't very clever.

1b. Work in groups of three. Speak about TV programmes and films.

Model. A: Fantasy films.

B: I think they're exciting. Sometimes they're scary – when I see dragons or goblins I feel scared. Talk shows.

C: I think talk shows ...

¹ feel sad and cry [kraɪ] – сумавать і плакаць

2a. 📺 🎧 The reporter is interviewing Rotty and Moldy. Listen, read and answer: *What programmes do they like watching?*

Reporter: Excuse me. I'm from the "Today" programme. Can I ask you some questions?



Rotty: No, we're busy.

Moldy: Why? I want to be on TV!

Reporter: So, do you often watch TV?

Moldy: Yes! We love it! We watch it all day!

Reporter: Oh, really? Do you watch horror films?

Rotty: Yes, very often. They're exciting!

Reporter: I see. What about quiz shows?

Moldy: No, we rarely watch them. They're boring.

Reporter: I see. Do you often watch cartoons?

Moldy: Sometimes. I like cartoons! They're amusing.

Reporter: What about comedies?

Rotty: I never watch comedies. I hate them.

They're silly.

Moldy: Look, what's that?

Reporter: It's a camera.

Rotty: I like it! Give it to me! Now! There, we've got it!



Reporter: Oh no! Stop! My camera! Police! Help!

2b. Make sentences about the Tree Monsters.

Rotty	often		cartoons	because ...
Moldy	sometimes	watches	horror films	
Rotty and Moldy	rarely	watch	comedies	
	never		quiz shows	

3a. Interview your classmate about watching TV. Work in pairs.

Reporter	You
Excuse me, I'm from the ... programme. Can I ask you some questions?	Yes, sure.
Do you watch ...?	Yes, often. I like them.
Thank you very much.	Yes, sometimes. I don't mind them.
	No, never.
	No, rarely.
	They're exciting /
	You're welcome.

3b. Change the roles. Now your partner interviews you.

3c. Say as many facts as you remember about your partner. Work in pairs.

Model. S1: You **sometimes** watch quiz shows. You watch cartoons **every day**. You watch nature programmes **on Sundays**.

S2: (Almost¹) right! I don't watch nature programmes on Sundays. I watch them on Saturdays.

3d. Compare the facts with the rest of the class.

Model. S1: Nastya watches *cartoons* every day. They are beautiful and amusing.

S2: Vitsya watches *cartoons* every day, too.

S3: Sasha often watches *cartoons*.

3e.  Write 6–8 sentences about your classmates.

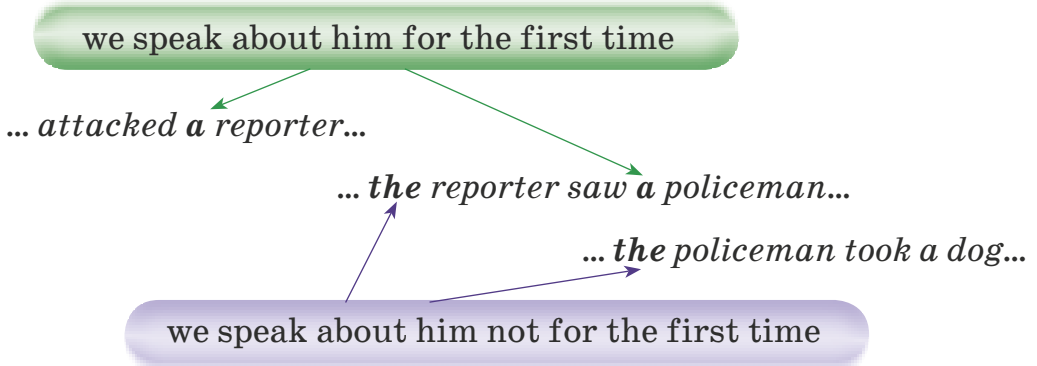
¹ almost ['ɔ:lməʊst] – амаль

Lesson 7. Moldy and Rotty in the news

1. Read the beginning of the news report about the Tree Monsters. What happened?

Yesterday two horrible monsters attacked a reporter in the park. **The** monsters took his camera and ran away. **The** reporter saw a policeman and asked him for help. **The** policeman took a dog and ran after the monsters.

2.   Grammar secret.



3. Complete the sentences. Use **a** or **the**.

Moldy and Rotty saw ... (1) reporter. ... (2) reporter asked them some questions. ... (3) reporter had ... (4) camera. Rotty took ... (5) camera and ran away.

4a. Work in pairs. Finish the story about the Tree Monsters. Use **a / an** or **the**.



took ... dog
 ran after ... monsters
 climbed ... tree
 hid in ... box



found ... tree
 started barking
 had ... idea
 said, "Miaow"
 thought, "It's ... cat"
 went away



found ... box
 started barking again
 said, "Squeak, I'm ... mouse"



opened ... box
 saw Moldy



took ... camera
 ran away

hide (хаваць) – **hid**

find (знаходзіць) – **found** [faʊnd]

4b. 📻 🎧 Listen to the news report and compare it with yours.

4c. 📝 Write a story about the Tree Monsters in the park.



The first pearl (cloze test on 'a / an / the / -').

Lesson 8. Project “TV survey. Popular TV programmes and films”

1a. Look and say: *What is the most favourite TV programme in Mike and Liz’s class?*

TV programmes survey

	1	2	3	4	5	6	7	8
sports programmes								
nature programmes								
music programmes								
the news								
documentaries								
talk shows								
quiz shows								
talent shows								

1b. Work in pairs. Are the sentences true or false?

1. Eight people answered the survey questions. 2. Four people like sports programmes. 3. Eight people don’t like talent shows. 4. Seven people enjoy quiz shows. 5. Nature programmes are the most favourite TV programmes in Mike and Liz’s class. Eight people like them. 6. The news is the least favourite TV programme in Mike and Liz’s class.

2a. What TV programmes do you like? Complete the sentences.



exciting • scary • horrible •
touching • amusing • silly

1. I love ... and They tell us about I think they're
2. I don't mind ... or These programmes show us I think they're
3. I hate I think they're

2b. Work in pairs. Speak about the TV programmes you both love, like, don't mind and hate.

Model. A: I love sports programmes. What about you?

B: I don't mind them, but I think they're a little boring. I love talent shows. I think they're amusing. They're fun to watch. Do you love them?

A: Oh, yes! I think talent shows are the most amusing programmes on TV!

2c. Copy the chart from ex. 1a. Tell your classmates about the types of TV programmes you both like. Explain why. Listen to other classmates' reports and fill in the chart.

Model. We both love talent shows. I love them because they're fun to watch, and ... loves them because they're amusing. We don't like the news.

3a. Have a class survey about films on TV. Write a question about one type of film. Walk around the classroom and ask everyone your question. Take notes: one tick for a positive answer.

Model. Do you love / like / enjoy romantic films?



romantic films	science fiction
detective films	horror films
action films	adventure films
fantasy films	fairy tales
cartoons	comedies
sitcoms	

3b. Make a chart like the one in ex. 1a. Count the ticks and report to the class.

Model. My question was about cartoons. Thirteen people answered my question. Seven people in my class like watching cartoons.

3c. Listen to all your classmates and fill in the chart. What are the most and least popular films?

4. Do the project “TV survey. Popular TV programmes and films”.

1. Work in groups of 3–4 students. Use your charts from ex. 2c and 3c and the explanation of the TV chart in ex. 1b and write about:

- ✓ the most popular type of TV programmes in your class;
- ✓ the most popular types of films in your class.

2. Individually write about your favourite types of TV programmes and films.

Model. There are *ten* people in my class. The most popular TV programmes are about *sport*. My classmates like watching *ice hockey in winter* and *football in summer*. I think, people like watching them because these programmes are *interesting* and *exciting*.

Most of my classmates enjoy watching *adventure films*. *Adventure films* are very *exciting*. Some films are about *cowboys or pirates*. They are *full of action*. *Adventure films* are *never boring*.

My favorite TV programmes are *nature programmes*. I always watch them when they are on. I enjoy *documentaries about animal life* that is full of *secrets* and *adventures*. I like learning *new facts about nature*.

I love watching *science fiction films*. I enjoy *stories about life in the future*. These films usually show *new worlds*. They are always *exciting*. I also like watching *comedies*. They are *amusing*!

5.  Find photos of your favourite TV programmes and films. Add them to your surveys.



Lesson 9. The second pearl

1a. Welcome to Superquiz! Work in pairs and answer the questions.

1. Who made the first cartoon about Mickey Mouse?
 - a) Walt Disney.
 - b) Michael Jackson.
 - c) Andy Pandy.
2. Where's Disneyland?
 - a) In Britain.
 - b) In the USA.
 - c) In Belarus.

3. The cartoon about Mowgli is called¹ ...
 - a) *The Jungle Book.*
 - b) *The Jungle Boy.*
 - c) *The Jungle Story.*
4. *Jurassic Park* is ...
 - a) a comedy.
 - b) a detective film.
 - c) a horror film.
5. The cartoon about black-and-white puppies is called ...
 - a) *100 Dalmatians.*
 - b) *101 Dalmatians.*
 - c) *104 Dalmatians.*
6. What colour is Shrek?
 - a) Blue.
 - b) Grey.
 - c) Green.
7. Who was Simba?
 - a) A lion.
 - b) An elephant.
 - c) A tiger.
8. What's the name of Winnie-the-Pooh's friend?
 - a) Robinson Christopher.
 - b) Christopher Robin.
 - c) Harry Potter.

1b.   Listen to the quiz show and check your answers.

¹ is called – называеца

1c. 📺 🎧 Listen again and answer: *Who gets the prize? What is the prize?*



2a. Work in two groups. You have 15 minutes to...

- write 5 questions to the other team. Write the answers, too. Make questions about TV programmes and films;
- show your questions to the teacher. Get two points for each question if it's interesting and has a correct answer;
- think of a name for your team;
- make a little prize for the other team.

2b. In turn, answer each other's questions. You have 20 seconds to think about each question. Get three points for each correct answer.

2c. Exchange the prizes with the other team.

3a. Work in pairs. Complete Elfin's letter. Use the words from the box.

two friends questions how Elf
Superquiz answered Monsters
questions pearl we Tree happy



Dear Mum and Dad,

I'm fine. ... (1) are you?

Yesterday my ... (2) and I went to the Superquiz. The Tree Monsters went to the ... (3), too. We played in ... (4) teams. Our team was called "... (5) Team". There were eight ... (6) to answer. We ... (7) many questions, and the Tree ... (8) answered some. We answered more ... (9) than the ... (10) Monsters. And ... (11) got the prize! It was the second ... (12)! I'm very ... (13). Hooray!

Love,

Elfin

3b.  Write the complete Elfin's letter.

Lesson 10. The history of cartoons

1a. Read the names.

Stuart Blackton ['stjuət 'blæktən], Winsor McCay ['wɪnzə mə'keɪ], Gertie ['gɜ:ti], Felix ['fi:lɪks], Disney ['dɪzni].

1b.   Are the sentences true or false? Listen, read the story and check your answers.

1. The first cartoons were made¹ about a hundred years ago.
2. The first cartoon character² was a mouse. 3. Cartoons about Mickey Mouse were the first coloured cartoons. 4. *Dumbo* and *Felix the Cat* are Disney films. 5. *Toy Story* is a computer cartoon.

¹ were made – были створаны

² character ['kærɪktə] – персонаж


1 The first cartoons were made soon after the first films. In 1906, Stuart Blackton drew a lot of faces on a blackboard, photographed them and made a short cartoon called *Funny Faces*.



draw (маляваць) –
drew [dru:]

1906 – nineteen oh six
1914 – nineteen fourteen

2 In 1914, Winsor McCay made a short cartoon called *Gertie the Dinosaur*. People loved it because it had a character. Gertie was the first cartoon character. Another popular cartoon character was Felix the Cat. When people saw the first cartoon about Felix, they liked him so much that the studio ['stju:diəu] made cartoons about him again and again. *Felix the Cat* was the first cartoon series¹.



3 At that time, cartoons were black-and-white and silent². Disney was the first to make cartoons with sound (з гукам) and in colour. In 1928, Disney drew a funny character for a cartoon – a mouse. Disney called him Mickey. Then he drew a friend for Mickey and called her Minnie Mouse. Cartoons with Mickey and Minnie became hits!



¹ series ['siəri:z] – серьял

² silent ['saɪlənt] – нямыя

4 In 1937, Disney made the first long cartoon called *Snow White and the Seven Dwarfs*¹. Next came *Dumbo*, *Bambi*, *Peter Pan*, *The Jungle Book* and other films. They became very popular. Disney became one of the most popular cartoon and film studios in the world.



5 In 1995, children all over the world saw the first computer cartoon, *Toy Story*. Then came *Toy Story 2* (1999), *Toy Story 3* (2010) and *Toy Story 4* (2019). Some other computer cartoons are *Bugs' Life* and *Shrek*.



2. Match the headings A–E to paragraphs 1–5.

A. The first computer cartoons

B. The first long cartoons

C. Disney's first cartoons

D. The first cartoon

E. The first cartoon character

¹ dwarf [dʍɔːf] – гном

3. Match parts of the sentences.

Model. 1 – E.

1	Winsor McCay ...	A	became the most popular cartoon character in the world.
2	<i>Gertie the Dinosaur ...</i>	B	was the first long cartoon.
3	<i>Felix the Cat ...</i>	C	was the first cartoon series.
4	Mickey Mouse ...	D	was the first computer cartoon.
5	Disney ...	E	made the first cartoon with a character.
6	<i>Snow White and the Seven Dwarfs ...</i>	F	was the first cartoon character.
7	<i>Toy Story ...</i>	G	made the first cartoons with sound.

4a. Who is your favourite cartoon character? Why do you like him / her?

4b.  Write about your favourite cartoon character.

Lesson 11. Project presentation



TV survey. Popular TV programmes and films



1. Present a survey from your group (see Lesson 8) and your individual opinion about your favourite TV programmes and films.
2. Listen to everyone and choose the best survey and an opinion which is close to yours.



Unit 4

SPECIAL DAYS

Lesson 1. Happy holidays!

1a.   Look at the pictures, read the names of the special days and guess them.



1. New Year (New Year's Day) 2. Valentine's Day ['væləntənz ,deɪ]
 3. April Fool's Day 4. Easter 5. Victory Day 6. The Queen's Official
 Birthday ['kwɪnz ə'fɪʃ(ə)l 'bɜ:θdeɪ] 7. Independence [ˌɪndɪ'pendəns]
 Day 8. Halloween [ˌhæləu'i:n] 9. Christmas ['krɪsməs]

1b. Which special days do people celebrate¹ in Britain? In Belarus?

1c. When do people celebrate these special days in Britain and in Belarus?

Model. In Belarus people celebrate Independence Day on 3rd July (= on the third of July).

- 1st January
- 31st October
- 7th January
- in spring
- in June
- 3rd July
- 14th February
- 25th December
- 1st April
- 9th May

TOP SECRET

- in spring
- in June
- on 3rd July

1d. Which special days are public holidays² in Belarus?

2a. 📺 🎧 Liz and Mike are showing Elfin a video. Listen and answer: *What special days do they celebrate? How?*

¹ celebrate ['selɪbreɪt] – святкаваць

² public holidays – special days when people don't go to work (дзяржаўныя святы; святочныя, нерабочыя дні)

2b. Role-play greeting your classmates on special days.



3. Write which special days you celebrate and when (5–7 sentences).



How do you celebrate holidays? (matching present and past forms of irregular verbs)

Lesson 2. How do you celebrate holidays?

1. Picture dictionary.

celebrate ['selibrɛt]



invite [ɪn'vaɪt] friends and relatives ['relətɪvz]



watch a parade [wɑtʃ 'pæ'rɛɪd]



decorate
['dekəreit] ... with

play jokes on ...



get presents
['prez(ə)nts]



watch fireworks
['faɪəwɜ:kz]

Be happy!



paint eggs



send cards



wish happiness



light [laɪt] candles

2a. Speak to your classmate. Answer the questions: *What do you both like doing?*

1. Do you like giving presents or getting them?
2. Do you like sending cards or getting them?

like + Ving

3. Do you like inviting your friends or visiting them?
4. Do you like watching parades or fireworks?
5. Do you like playing jokes on your friends or on your relatives?
6. Do you like decorating a room with flowers or with balloons?
7. Do you like painting eggs or eating them?

2b. Write your answers to the questions.

3a.   Listen and answer: *What are Mike's and Liz's favourite holidays and why?*

Model. Liz's favourite holiday is Valentine's Day because she likes getting cards.

3b. Speak to your classmate about your favourite holiday, and then share your story with the class. *What's the most popular holiday in your class?*

Model. My favourite holiday is Easter. We celebrate it in spring. I like painting eggs and eating Easter cake.

**HELP
BOX**

paint eggs • send cards • give presents •
make a cake • have fun • have a party •
invite friends and relatives • decorate ... with •
get presents • watch a parade • watch fireworks •
play jokes on ... • light candles

4.  Make up a riddle about a special day (5–7 sentences).

Lesson 3. Special days of the planet


1a. 📻 🎧 Listen and read the texts. Match them with the pictures.
Where do people celebrate the holidays?



(A)
April Fool's Day



(B)
the Queen's Official Birthday



(C)
Valentine's Day



(D)
Easter

1 It is a day of fun and jokes. On this day people play jokes on their friends and relatives. But you can play a joke only before noon¹. If you play a joke after noon, you become an April Fool. The Internet, TV and radio programmes play jokes on people, too.

¹ before noon – да паўдня

2 The British Queen has two birthdays – one in April and one in June. The Queen’s real [rɪəl] birthday is on 21st April. She was born in 1926. On the day of her real birthday there is a gun salute¹ at 12 o’clock in Hyde Park, London, and at 1 o’clock in the afternoon at the Tower of London².

In 1805 people began to celebrate the King’s or the Queen’s birthday publicly [ˈpʌblɪkli] in summer, when the weather is better than in spring. It is on the second Saturday in June. There is the Queen’s Birthday Parade in London. It is a military [ˈmɪlɪt(ə)ri] parade. Thousands of people come to watch it.

They celebrate the Queen’s Birthday in other countries, too – in Australia [pˈstreɪliə], New Zealand [ˌnjuː ˈziːlənd] and Canada [ˈkænədə].

3 On this day people celebrate romantic [rəʊˈmæntɪk] love. They give presents to the people they love – flowers, often red roses, or heart-shaped³ chocolates and cakes. In the evening they decorate their houses with heart-shaped balloons, light candles and have dinner. On this day people send a lot of cards to the people they love: to their friends, mothers, brothers and sisters, parents and teachers. They wish them happiness and love.

¹ a gun salute [səˈlʊt] – салют з гармат

² the Tower [ˈtaʊə] of London – Лонданскі Таўэр, адзін з найстарэйшых будынкаў Англіі

³ heart-shaped [ˈhɑːt ʃeɪpt] – у форме сэрца

4 This day is a public holiday in Britain. People paint eggs in bright colours and give them to each other¹ as a present. They often hide these eggs or chocolate eggs for little children to find.

1b. Answer the questions in pairs. Check with the class.

1. When is the Queen's Birthday?
2. When, where and how do people celebrate the Queen's Official Birthday?
3. What can you see on the Queen's Official Birthday?
4. What do people usually hide at Easter?
5. What presents do people get at Easter?
6. What do people celebrate on Valentine's Day? How?
7. What can you get on Valentine's Day?
8. When can you play a joke on April Fool's Day?
9. Who plays jokes on April Fool's Day?

at Easter on Easter Day

1c. Play the "Last sentence" game. *What's common and what's different about these days in Britain and in Belarus?*

Model. Both in Britain and in Belarus people play jokes on April Fool's Day. In Britain you can play jokes only before noon, but in Belarus you can play jokes all day.

¹ to each other – адзін аднаму, адзін другому

2a. Speak about holidays in Belarus. Follow the model and use the words below to make up your stories. Work in pairs.

Model. We celebrate this public holiday on 9th May. It's Victory Day. On this day we ...

celebrate
watch
decorate
sing and dance
give
...

this (public) holiday
flowers and cards to
veterans
fireworks
the streets with flags and
balloons
in the streets and parks
a parade

on 9th May
on 3rd July
on 8th March
in the morning
in the evening

2b. Speak to your classmate. Make up stories about two Belarusian holidays. Whose story do you both like? Share it with the class.



2c.  Write about two Belarusian holidays for a brochure.

Lesson 4. Before Christmas

1a. Picture dictionary.

Decorate the Christmas tree and the room



1b. Look and answer: *What is there in the room?*

Model. There's a Christmas tree in the room.
There are some lights on the Christmas tree.

2.   Listen, read and answer: *How do people celebrate Christmas?*

Glittering¹ ornaments, many-coloured lights.
Silvery² tinsel and sweet, tasty delights³.
An angel at the top of the Christmas tree ...
It's time to light candles – don't you see?
Hang your stockings over fireplaces.
Sing carols, pull crackers with happy faces!

3a. Read the story and use words instead of the pictures. *Why are the Tree Monsters in the supermarket?*

Liz: Hi, Mike. How are you?

Mike: Hello. I'm fine. And you?

Liz: Great. Thank you. I need⁴ new Christmas tree  .

I'm going to the supermarket. Let's go together.

Mike: Sure. I want  and  .

Liz: Right! I need crackers, too. And  .

Mike: And I need a p...

Liz: Don't say, Mike! It's a secret!

Rotty: Can you hear, Moldy?

Moldy: Yes, let's run to the supermarket.

¹ **glittering** – які зіхаціць, блішчыць


² **silvery** – серабрысты

³ **delights** [dɪ'laɪts] – задавальненне, асалода

⁴ **need** – мець патрэбу (**I need** – мне трэба; **we need** – нам трэба)

Rotty: What's this, Moldy?


Moldy: It's a  .

Rotty: Look! What a nice  and  !



Moldy: They are ornaments, silly!

Rotty: Good! They don't bite or scratch!

Moldy: Hush! Hide! Quick!

Mike: I want to buy a  for Mikita.

Liz: Christmas ornaments are a good present.

Mike: What funny   !

Liz: Oh, no! They are ugly!

Mike: OK. Let's look there.

Rotty: Ugly... We are ugly...

Moldy: Don't cry! Let's go! We need a pearl!

3b.   Listen and check.

3c. Choose a role and read.

3d. Act out the story.

4.  Write how you decorate your New Year tree (5–7 sentences).

Lesson 5. Christmas time

1. The Tree Monsters wrote a letter for Mikita and mixed everything up. Read the sentences about Britain, and then about Belarus.

1. People usually celebrate Christmas, not New Year. 2. They decorate a Christmas tree. 3. They hang ornaments, tinsel and

lights on the tree. 4. They put an angel on the top of the tree. 5. They send Christmas cards to their friends and relatives. 6. They sing Christmas carols. 7. They pull crackers at Christmas. 8. Children hang Christmas stockings over the fireplace. 9. Dzed Maroz puts presents under the New Year tree. 10. Santa Claus puts presents into Christmas stockings.

2a.   Mikita is with Mike's family. Listen and answer: *What is Mikita doing?*



2b. Are the sentences true or false?

1. It's 6 o'clock. 2. Mr Hunter is writing a Christmas card. 3. Mrs Hunter is decorating the Christmas tree. 4. Mike is hanging a Christmas stocking over the fireplace. 5. Lucky is playing with tinsel.

2c.   Listen again and check your answers.

3a. Read about the traditional Christmas dinner in Britain. *What picture is missing?*


On 25 December families have a traditional Christmas dinner. They cook a lot of food, but they always have roast turkey¹, potatoes and carrots, Christmas cake and Christmas pudding for Christmas dinner.

¹ roast turkey [rəʊst 'tɜ:kɪ] – смажаная індычка



3b. Speak to your classmate. *What do you usually have for Christmas dinner?*

4a. Play the “Last sentence” game in pairs. Answer: *How do you celebrate Christmas and New Year in your family?*

4b.  Write 6–8 sentences about celebrating Christmas or New Year in your family.

Lesson 6. Last Christmas

1a.   Listen and read about Mike’s favourite holiday. *Was he happy at Christmas last year?*

We usually celebrate Christmas in the mountains. Auntie Polly lives there. So, we always stay in her nice small house.



Last winter we went to the mountains as usual. The weather was fine. It was cold but sunny. We played snowballs and made a snowman. It was very funny!

I helped my mum and aunt to decorate the house with candles and lights. It was very beautiful!

In the evening we had a fantastic Christmas dinner with traditional roast turkey and Christmas pudding. Then we pulled crackers and read funny jokes. I got a present from Aunt Polly – a ticket (билет) for a football match “Manchester United – Real Madrid”! I was so happy!

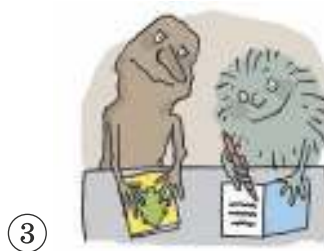
I like Christmas. I think it’s the best holiday.

1b. Answer the questions.

1. Where does Mike usually celebrate Christmas? 2. Where did he celebrate last Christmas? 3. What was the weather like? 4. What did he do? 5. How did they decorate the house? 6. When did they have Christmas dinner? 7. What did they eat? 8. Why was Mike happy?

1c. Speak to your classmate. Ask and answer questions about your last Christmas or New Year’s Day.

2a. Complete the story about Rotty and Moldy’s Christmas. *What present did they get? Why?* (See below if you can’t answer.)*

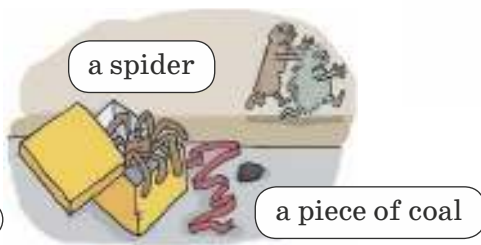


(Naughty children get a piece of coal from Santa Claus.)*

4



5



find and decorate a cactus hang old boots sing carols
 write and send a letter to Santa get a present
 open the box see a big spider and a piece of coal run away

find (знаходзіць) – **found**

sing (спяваць) – **sang**

send (пасылаць) – **sent**

hang (вешаць) – **hung**

write (пісаць) – **wrote**

get (атрымліваць) – **got**

2b. 📁 🎧 Listen to the story and compare it with yours.

2c. 📁 🎧 Complete the Tree Monsters' letter about their Christmas. Listen and check.

Dear ...,

We wanted to celebrate Christmas very much! We decorated We found ... and It was amusing!

Moldy sang We think it was touching!

We wrote and sent We got It was exciting! We opened ... and saw It was scary, so we

We ran and ran and saw a ... in a garden. It was beautiful with lights, ... and

*We saw mince pies. We ... because we were hungry.
Then we looked in the window and we An adventure
film was on. We watched it. It was fun!*

Our Christmas was great!

Merry Christmas to all our friends and

Love,

Rotty and Moldy



2d.  Write the Tree Monsters' letter.

Lesson 7. The third pearl

1a.   The children are at the supermarket. Listen and answer:
Where did they find the third pearl?

1.

Moldy: Look at that old man in a red jacket!

He's got a big bag!

Rotty: He's Santa! He's got presents for children in his bag.

Moldy: I want presents! Let's catch him and take the bag!

Rotty: OK.

Santa: Help!



2.

Liz: Oh, Santa! Hello!

Rotty: Hello, children! You're ugly!

Liz: What?

Rotty: You are nice! Mickey Mouse!

Liz: Sorry?

Rotty: Merry Christmas!

Liz: What a strange Santa.



3.

Rotty: What's there in the bag?

Moldy: One, two ... ten crackers!

Rotty: Let's pull them!



4.

Mike: Listen! Can you hear that noise? Let's run and see!

Elfin: Oh, the Tree Monsters! They're pulling crackers!

Liz: Look! A pearl! Catch it! There!

Elfin: I've got it! Hooray!



5.

Santa: Thank you, children!

Elfin: Thank you for the pearl, Santa.



1b. Read and say if the sentences are true or false. Work in pairs.

catch (лавіць) – caught [kɔ:t]

1. The children went to the Christmas party. 2. The Tree Monsters caught Santa. 3. The Tree Monsters stole (украли) Santa's food. 4. The pearl was in an ornament. 5. There were eight crackers in Santa's bag. 6. Elfin caught the magic pearl.

2.  Complete Elfin's message to his parents.


Dear Mum and Dad,
Yesterday ...
Now I've got three magic pearls!
Your son,
Elfin



**HELP
BOX**

went • saw • took • found • pulled • caught

Lesson 8. Project “My favourite holiday”

1a.   Listen and read Nastsya's letter to her English friends. Answer the questions.

1. *What special day does she write about?*
2. *Who does she celebrate it with?*
3. *What do her parents, relatives and friends say?*

This is a special day for me. It begins¹ in the morning. When I get up, I see a beautiful present and a card from my parents. I am very happy.



I usually invite my friends and relatives to celebrate this day with me and my family.

After lunch we begin to lay the table for the party. Usually, my mum cooks the holiday dinner. My granny helps her. They

¹ **begin** [bɪ'ɡɪn] – пачынаць, пачынацца

can cook very well. It takes time, but it's better than in a café. I always help them to lay the table. It's OK, because I like spending time with my mum and granny.



At 5 p.m. my friends and relatives come. They give me presents, cards and wish me happiness. I thank them and invite them to dinner.

To finish dinner, my dad brings a cake with lit candles. When I blow out the candles¹, my parents, friends and relatives say: “Happy ...!”



After tea and cake we listen to music, play games, dance and sing karaoke [ˌkæriˈəʊki]. It's fun! We are happy.

light (запальваць) – lit

1b. In pairs read about the following:

- 1) the beginning of the special day;
- 2) preparation² for the celebration [ˌselɪˈbreɪʃ(ə)n];
- 3) celebration;
- 4) impressions³ of the special day.

¹ **blow out the candles** – задзімаць свечкі

² **preparation** [ˌprɛəˈreɪʃ(ə)n] – падрыхтоўка

³ **impression** [ɪmˈpreʃ(ə)n] – уражанне

2.  Write a letter to any textbook character(s) about your favourite special day. Use the plan from ex. 1b.

- ✓ Choose the day you want to write about.
- ✓ Make your own **Help Box**: write out key words for each part of your story. Use ex. 1a (Lesson 8) and ex. 1 (Lesson 2), e.g.



Begin a week before it, invite ..., send cards, think about ...

- ✓ Write your letter, e.g.



My special day begins a week before it. I invite my friends and relatives. I buy, write and send cards to them. Then I think about the dinner (the presents).

- ✓ Read your letter and correct your mistakes.
- ✓ Hand it in to the teacher.

Lesson 9. Christmas fun

1.   Sing the song.

Dashing through the snow
In a one-horse open sleigh¹,
O'er the fields we go,
Laughing all the way².
 Bells on bobtail ring³,
 Making spirits bright⁴.



¹ sleigh [sleɪ] – сани

² Laughing [la:fɪŋ] all the way – Смеючыся ўсю дарогу

³ Bells on bobtail ring – Звіняць званочкі на хвасце (каня)

⁴ Making spirits bright – Узнімаючы настрой

What fun it is to ride and sing
A sleighing song tonight!
Jingle bells! Jingle bells!
Jingle all the way!
Oh, what fun it is to ride
In a one-horse open sleigh!

**2. Look at the Christmas cards. What are Mike's parents' names?
Who is Chris?**



3. The children found some Christmas jokes in the crackers. Match the questions to the answers.

1	What do snowmen eat for breakfast?	A	The letter “D”.
2	What do monkeys sing at Christmas?	B	Elephanta Claus.
3	What bird cannot fly?	C	Snowflakes.
4	What do you have in December that you don’t have in any other month?	D	“Jungle bells!”
5	Who gives presents to elephants?	E	No, you can’t. You can have turkey like everybody else!
6	Can I have a puppy?	F	Moo-sical chairs.
7	What game do cows play at Christmas?	G	Roast turkey.

4a. Read how to make a Christmas cracker and put the pictures in the correct order.

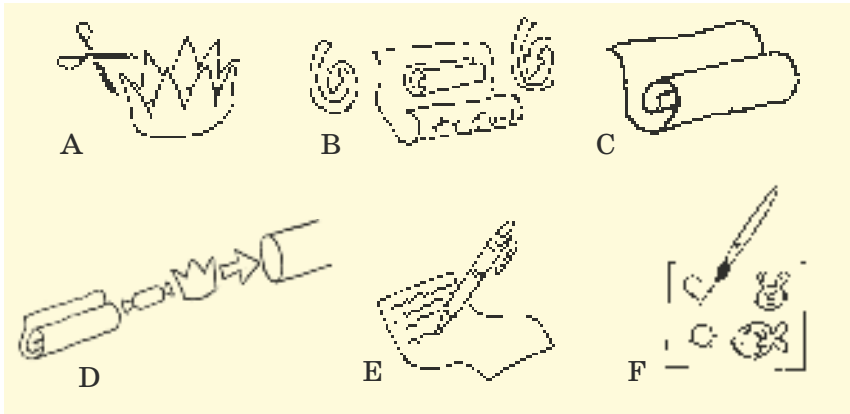
1. Take a piece of cardboard¹ and make a pipe².
2. Write a joke on a piece of paper³.
3. Make a paper crown.
4. Put the joke, the crown and a small gift into the pipe.
5. Take a piece of paper and decorate it with pictures.
6. Cover⁴ the pipe with the decorated paper.

¹ **cardboard** [ˈkɑːd,bɔːd] – картон

² **a pipe** – скрутак

³ **a piece** [piːs] **of paper** – листок папери

⁴ **cover** [ˈkʌvə] – абгарніце, загарніце



4b.  Make your Christmas crackers and give them to your friend.



Past forms of irregular verbs (matching pairs – units 1–4).

Lesson 10. Project presentation



My favourite holiday 

1. Present your story to the class.
2. Listen to your classmates and choose two most popular holidays.

Lesson 11. Christmas and New Year

1a. Listen to the Christmas song, read it and answer the questions.

1. How many reindeer has Santa Claus got? 2. What are their names? 3. Did they like Rudolph? 4. Why is Rudolph a special reindeer?

Rudolph the Red-Nosed Reindeer



You know Dasher, and Dancer, and
Prancer, and Vixen,
Comet, and Cupid, and
Donder and Blitzen,
But do you **recall**
The most **famous** reindeer of all?

Rudolph, the red-nosed reindeer
had a very **shiny** nose.
And if you ever saw it,
you would even say it **glows**.

All of the other reindeer
used to **laugh** and call him names¹.
They never let² **poor** Rudolph
join in any reindeer games.

Then one foggy Christmas **Eve**
Santa came to say:
“Rudolph with your nose so bright,
won’t you **guide** my sleigh tonight?”

recall [rɪˈkɔ:l] пам’ятаць
famous [ˈfeɪməs] славуть

shiny [ˈʃaɪni] блискучи

glow [ɡləʊ] ззяць, блішчаць

laugh [lɑ:f] смяяцца

poor [pʊə] бедны

join [dʒɔɪn] **in** удзельнічаць у

Eve [i:v] evening

guide [ɡaɪd] накіроўваць,
кіраваць

¹ **used to laugh and call him names** – бывала, смяяліся і абзывалі яго

² **never let** – ніколі не дазвалялі

Then all the reindeer loved him
as they **shouted** out with **glee**¹,

“Rudolph the red-nosed reindeer,
you’ll go down in history²!”

shout [ʃaʊt] крычаць
glee [gli:] радасць,
весе́лосць

1b. Read the song expressively.

1c. Sing the Christmas song.

2a. Look, read and guess the words.



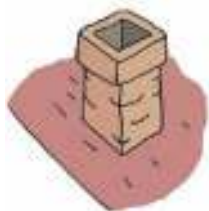
poor [puə]



a reindeer
[ˈreɪndɪə]



rich



a chimney
[ˈtʃɪmni]



midnight [ˈmɪdnɑːt]

2b. Read the words.

Christmas Eve [ˌkrɪsməs ˈiːv], Rudolph [ˈruːdɒlf], Trafalgar
Square [trəˈfælgə ˈskweə], Norway [ˈnɔːweɪ], Finland [ˈfɪnlənd].

¹ they **shouted out with glee** – яны выкрыкнулі ад радасці

² you’ll **go down in history** – ты ўвойдзеш у гісторыю

3. Read and answer: What is the most interesting fact for you?



1. Christmas Eve is on the 24th of December. Christmas Day is on the 25th of December.



2. Boxing Day is the day after Christmas. People visit their relatives and friends and give them presents. In the past rich people gave boxes of clothes and food to poor people. They opened them on the 26th of December.



3. New Year's Eve is on the 31st of December and New Year's Day is on the 1st of January.



4. Elves help Santa Claus make all toys in his home in Finland.



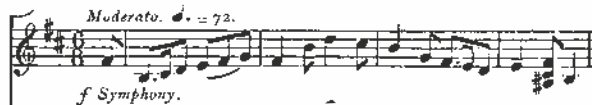
5. Santa rides in his sleigh across the sky¹ with his nine reindeer. The first reindeer, Rudolph, has a shiny red nose that helps him to find the way².



6. Santa Claus gets into houses through³ the chimneys at midnight.



7. At Christmas time people sing Christmas songs, called carols, in the streets.



8. In Britain, children leave a mince pie⁴ for Santa Claus on Christmas Eve.



9. In London, many people celebrate New Year's Eve in Trafalgar Square. Every year people decorate a big Christmas tree in Trafalgar Square. It is a present from Norway.



¹ across the sky – па небе; ² find the way – знаходзіць шлях; ³ through [θru:] – праз; ⁴ leave a mince pie – пакідаюць салодкі піражок

4. Are the sentences true or false? Discuss in pairs, and then check with the class.

1. Boxing Day is on the 24th of December.
2. People visit their friends on Boxing Day.
3. Rudolph is a reindeer.
4. Rudolph helps Santa Claus make toys.
5. Santa Claus comes at twelve o'clock at night.
6. People sing karaoke in the streets at Christmas.
7. The big Christmas tree in Trafalgar Square is a present from America.

5. Play the “Last sentence” game about Christmas.

6. What do you know about Belarusian Dzed Maroz?

Vocabulary

A

abroad [ə'brɔ:d] за мяжой

action film ['æksj(ə)n ,film] баявік

adventure film [əd'ventʃə ,film] прыгодніцкі фільм

ago [ə'gəʊ] таму

also ['ɔ:lsəʊ] таксама

always ['ɔ:lweɪz] заўсёды

amusing [ə'mju:zɪŋ] смешны, забаўны

amusement park [ə'mju:zmənt ,pa:k] парк забаў (з атракцыёнамі)

angel ['eɪndʒ(ə)l] анёл

April Fool's Day [eɪprəl 'fu:lz ,deɪ] Дзень красавіцкага дурня

B

become [bɪ'kʌm] (**became**) станавіцца

berry ['berɪ] (**berries**) ягада (ягады)

big wheel ['bɪg 'wi:l] кола агляду

both [bəʊθ] абодва, абедзве

Boxing Day Дзень падарункаў (*свята, першы дзень пасля
Каляд*)

buy [baɪ] (**bought** [bɔ:t]) купляць

C

cafe ['kæfeɪ] кафэ

camp [kæmp] лагер

can [kən] (**could**) умець, магчы

candle ['kænd(ə)l] свечка

carol ['kærəl] калядная песня

cartoon [kɑ:'tu:n] мультфільм

catch [kætʃ] (**caught** [kɔ:t]) лавіць
cave [keɪv] пячора
celebrate [ˈselɪbreɪt] святкаваць
Christmas [ˈkrɪsməs] Каляды
circus [ˈsɜ:kəs] цырк
come [kʌm] (**came**) прыходзіць; прыязджаць
comedy [ˈkɒmədi] камедыя
country [ˈkʌntri] краіна; сельская мясцовасць
 in the country за горадам
cow [kaʊ] карова
cracker [ˈkrækə] хлапушка

D

decorate [ˈdekəreɪt] (*with*) упрыгожваць (ёлку; чым-небудзь)
detective film [dɪˈtektɪv ˌfɪlm] дэтэктыўны фільм
documentary [ˌdɒkjʊˈment(ə)ri] (**film**) дакументальны фільм
draw [drɔ:] (**drew** [dru:]) маляваць
drink [drɪŋk] (**drank**) піць
drive [draɪv] (**drove**) ехаць на машыне, вадзіць машыну
during [ˈdʒʊərɪŋ] у час, на працягу

E

Easter [ˈi:stə] Вялікдзень
eat [i:t] (**ate** [et] / [et]) есці
elf [elf] (**elves**) эльф (эльфы)
enjoy [ɪnˈdʒɔɪ] атрымліваць задавальненне, асалоду
exciting [ɪkˈsaɪtɪŋ] тое, што хвалюе

F

fairy tale [ˈfeəri ˌteɪl] казка
fantasy film [ˈfæntəsi ˌfɪlm] фільм у жанры фэнтэзі (фантастыка)

feed [fi:d] (**fed**) карміць
film [film] фільм; кіно
find [faɪnd] (**found**) знаходзіць
fireplace ['faɪəpleɪs] камін
fireworks ['faɪəwɜ:ks] феерверк, салют (святочны)
flower ['flaʊə] кветка
fly [flaɪ] (**flew** [flu:]) лятаць

G

get [get] (**got**) атрымліваць; даставаць; дабірацца
get up [ˌget 'ʌp] (**got up**) уставаць
gift shop ['gift ʃɒp] магазін падарункаў
give [gɪv] (**gave**) даваць
go [gəʊ] (**went**) ісці, ехаць
 go fishing [ˌgəʊ 'fɪʃɪŋ] ісці на рыбалку, рыбачыць
 go for a picnic [ˌgəʊ fəɪə 'pɪknɪk] ісці на пікнік
 go for a swim [ˌgəʊ fəɪə 'swɪm] пайсці паплаваць
 go for a walk [ˌgəʊ fəɪə 'wɔ:k] ісці на прагулку
 go mountain climbing [ˌgəʊ 'maʊntɪn 'klaɪmɪŋ] ісці ў горы
 go swimming [ˌgəʊ 'swɪmɪŋ] купацца
 go to the woods [ˌgəʊ tə ðə 'wudz] ісці ў лес
goose [gu:s] (**geese** [gi:s]) гусь (гусі)

H

half [hɑ:f] палова, палавіна
hate [heɪt] ненавідзець
have [hæv] / [həv] (**had**) мець
hide [haɪd] (**hid**) хаваць(ца)
holiday ['hɒlədeɪ] (**holidays**) свята (канікулы, святы)
home [həʊm] дом
horrible ['hɒrəb(ə)l] жахлівы
horror film ['hɒrə ,fɪlm] фільм жахаў

horse [hɔ:s] конь
how [haʊ] як
how many [ˌhaʊ 'meni] (*days*) колькі (дзён)
how much [ˌhaʊ 'mʌtʃ] (*water*) колькі (вады)
how often [ˌhaʊ 'ɒf(ə)n] як часта

I

Independence Day [ˌɪndɪ'pendəns ,deɪ] Дзень Незалежнасці
invite [ɪn'vaɪt] (*somebody to*) запрашаць (*каго-небудзь куды-небудзь*)

L

lake [leɪk] возера
last [lɑ:st] апошні, мінулы
light [laɪt] (*lit*) запальваць (агні, свечку)
lights [laɪts] агні; агеньчыкі

M

make [meɪk] (**made**) рабіць сваімі рукамі
meet [mi:t] (**met**) сустракаць(ца)
merry-go-round ['meri ɡəʊ raʊnd] карусель
mind [maɪnd] / **don't mind** пярэчыць / не пярэчыць
mountain ['maʊntɪn] гара
mushroom ['mʌʃrʊm] грыб
music programme ['mju:zɪk ,prəʊgræm] музычная праграма

N

nature programme ['neɪtʃə ,prəʊgræm] праграма пра прыроду
never ['nevə] ніколі
(the) news [nju:z] навіны (*The news (=it) is interesting.*)
New Year's Day [ˌnju: ,jɪəz 'deɪ] Новы год (*першага студзеня*)

New Year [ˌnju: 'jɪə] Новы год (*першыя дні года, які настай*)
now [naʊ] цяпер, у цяперашні момант

O

often ['ɒf(ə)n] часта
ornament ['ɔ:nəmənt] упрыгажэнне, аздабленне

P

paint [peɪnt] фарбаваць, маляваць фарбамі
parade [pə'reɪd] парад
pay [peɪ] (**paid** [peɪd]) плаціць, аплачваць
pick berries ['pɪk 'berɪz] збіраць ягады
pick flowers ['pɪk 'flaʊəz] збіраць кветкі
pick mushrooms ['pɪk 'mʌʃru:mz] збіраць грыбы
picnic ['pɪknɪk] пікнік
pig [pɪɡ] свіння
play jokes [dʒəʊks] (*on somebody*) жартаваць (*з каго-небудзь*)
pony ['rəʊni] поні
present ['prez(ə)nt] падарунак
programme ['prəʊgræm] праграма
pull crackers [ˌpʊl 'krækəz] страляць хлапашкамі

Q

quarter ['kwɔ:tə] чвэрць
Queen's Official Birthday ['kwɪ:nz ə'fɪʃ(ə)l 'bɜ:θdeɪ] афіцыйны
дзень нараджэння каралевы
quiz show ['kwɪz ʃəʊ] тэле- або радыёвіктарына

R

rarely ['reəli] рэдка
remember [rɪ'membə] памятаць
ride [raɪd] (**rode**) катацца, ехаць вярхом; атракцыён (*у парку*)

river [ˈrɪvə] рака
roller coaster [ˈrəʊlə ˌkəʊstə] амерыканскія горкі (*атракцыён*)
romantic film [rəʊˈmæntɪk ˌfɪlm] рамантычны фільм
run [rʌn] (**ran**) бегаць, бегчы

S

say [seɪ] (**said** [sed]) гаварыць, сказаць
scary [ˈskeəri] жудасны, страшны
science fiction [ˌsaɪəns ˈfɪkʃ(ə)n] **film** навукова-фантастычны фільм
seaside [ˈsiːsaɪd] марское ўзбярэжжа
see [siː] (**saw** [sɔː]) глядзець, бачыць
see-saw [ˈsiː sɔː] арэлі-дошка
send [send] (**sent**) пасылаць, адпраўляць
sheep [ʃiːp] (**sheep**) авечка (авечкі)
silly [ˈsɪli] дурны, неразумны
sing [sɪŋ] (**sang**) спяваць
sitcom [ˈsɪtkɒm] сітком, сітуацыйная камедыя
slide [slaɪd] дзіцячая горка (*для саслізгвання*)
snowflake [ˈsnəʊfleɪk] сняжынка
snowman [ˈsnəʊmæn] снегавік
sometimes [ˈsʌmtaɪmz] часам, часамі
spend [spend] (**spent**) праводзіць (*канікулы, водпуск*), бавіць (*час*)
sports programme [ˈspɔːts ˌprəʊgræm] спартыўная праграма
stocking [ˈstɒkɪŋ] панчоха
sugar [ˈʃʊɡə] цукар
summer camp [ˈsʌmə ˌkæmp] летні лагер
summer house [ˈsʌmə ˌhaʊs] дача
swim [swɪm] (**swam**) плаваць
swing [swɪŋ] арэлі, гушкалка

T

take [teɪk] (**took**) браць, узяць
talent show ['tælənt ʃəʊ] шоу талентаў
talk show ['tɔ:k ʃəʊ] ток-шоу (*тэлеперадача з абменам думкамі*)
think [θɪŋk] (**thought** [θɔ:t]) думаць
tinsel ['tɪns(ə)l] мішура (*ёлачнае ўпрыгожанне*)
too [tu:] таксама
touching ['tʌtʃɪŋ] чулівы
TV channel [ti: 'vi: 'tʃænl] тэлевізійны канал

V

Valentine's Day ['væləntaɪnz ,deɪ] Дзень Святога Валянціна
vegetables ['vedʒtəb(ə)lz] агародніна
Victory Day ['vɪkt(ə)ri ,deɪ] Дзень Перамогі

W

walk [wɔ:k] гуляць, прагульвацца; прагулка
wear [weə] (**wore** [wɔ:]) насіць (*адзенне*)
what [wɒt] што; які (**what books** якія кнігі)
when [wen] калі
where [weə] дзе, куды
who [hu:] хто
whose [hu:z] чый, чыя, чыё
why [waɪ] чаму
wish [wɪʃ] (*happiness*) жадаць (*шчасця*)
wood [wud] лес

Y

yesterday ['jestədeɪ] учора
yummy ['jʌmi] смачны

Англійская мова : вучэб. дапам. для 5-га кл. устаноў агул.
А64 сярэд. адукацыі з беларус. мовай навучання : з электронным
дадаткам. У 2 ч. Ч. 1 / Л. М. Лапіцкая [і інш.]. – Мінск : Вы-
шэйшая школа, 2020. – 141 с. : іл.
ISBN 978-985-06-3256-2.

УДК 811.111(075.3=161.3)
ББК 81.2Англ-922

Правообладатель Вышэйшая школа

Вучэбнае выданне

Лапіцкая Людміла Міхайлаўна
Калішэвіч Ала Іванаўна
Сеўрукова Таццяна Юр’еўна
Седунова Наталля Міхайлаўна

АНГЛІЙСКАЯ МОВА

Вучэбны дапаможнік для 5 класа ўстаноў агульнай сярэдняй адукацыі
з беларускай мовай навучання

З электронным дадаткам

У 2 частках

Частка 1

Рэдактар *В.В. Ракіцкая*
Мастацкі рэдактар *К.Э. Агуновіч*
Тэхнічны рэдактар *Н.А. Лебядзевіч*
Камп’ютарная вёрстка *В.А. Самсонавай*
Карэктары *В.В. Ракіцкая, Т.У. Кульніс*

Падпісана да друку 08.06.2020. Фармат 70×90/16. Папера афсетная.
Гарнітура «SchoolBook АС». Друк афсетны. Ум. друк. арк. 10,53 + 0,29 форз.
Ул.-выд. арк. 4,98 + 0,11 (форз.) + 5,0 (электрон. дадатак). Тыраж 8594 экз. Заказ 291.

Рэспубліканскае ўнітарнае прадпрыемства «Выдавецтва “Вышэйшая школа”».
Пасведчанне аб дзяржаўнай рэгістрацыі выдаўца, вытворцы, распаўсюджвальніка друкаваных
выданняў № 1/3 ад 08.07.2013. Пр. Пераможаў, 11, 220004, Мінск.
e-mail: market@vshph.com <http://vshph.com>

Адкрытае акцыянернае таварыства «Паліграфкамбінат імя Я. Коласа».
Пасведчанне аб дзяржаўнай рэгістрацыі выдаўца, вытворцы, распаўсюджвальніка друкаваных
выданняў № 2/3 ад 10.09.2018.
Вул. Каржанеўскага, 20, 220024, Мінск.

Правообладатель Вышэйшая школа

(Назва ўстановы адукацыі)

Наву- чальны год	Імя і прозвішча вучня	Стан вучэбнага дапаможніка пры атрыманні	Адзнака вучню за карыстанне вучэбным дапаможнікам
20 /			
20 /			
20 /			
20 /			
20 /			

Вучэбны дапаможнік выдадзены за кошт сродкаў дзяржаўнага бюджэту для фондаў бібліятэк па заказе Міністэрства адукацыі Рэспублікі Беларусь.

Правообладатель Вышэйшая школа